

# CS5670: Computer Vision

## Single-View Modeling



# Announcements

- Project 3: Autostitch (Panorama Stitching)
  - Due on Friday, March 15, by 8pm
  - To be done in groups of 2
  - If you need help finding a team member, let us know

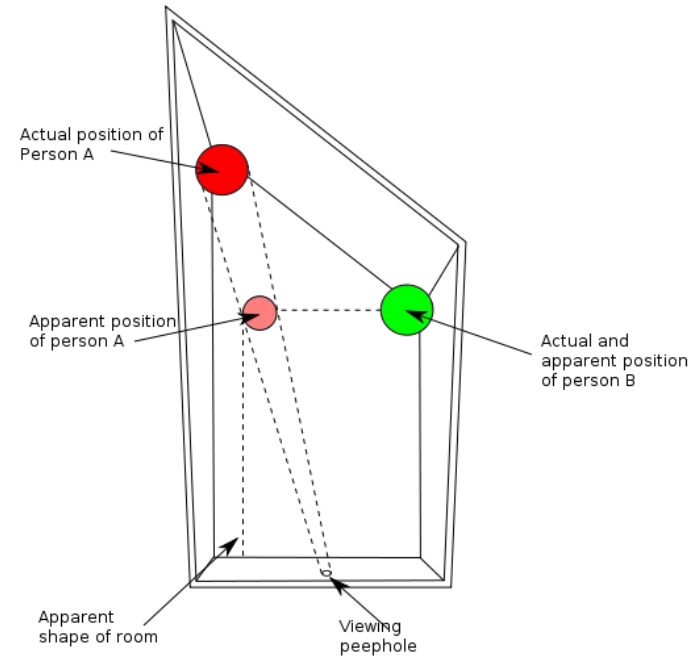
# Single-View Modeling



[Ames Room](#)

- Reading: Szeliski Chapter 11.1

# Ames Room



# Forced perspective in film



How Lord of the Rings used forced perspective shots with a moving camera  
[https://www.youtube.com/watch?v=QWMFpxkGO\\_s](https://www.youtube.com/watch?v=QWMFpxkGO_s)

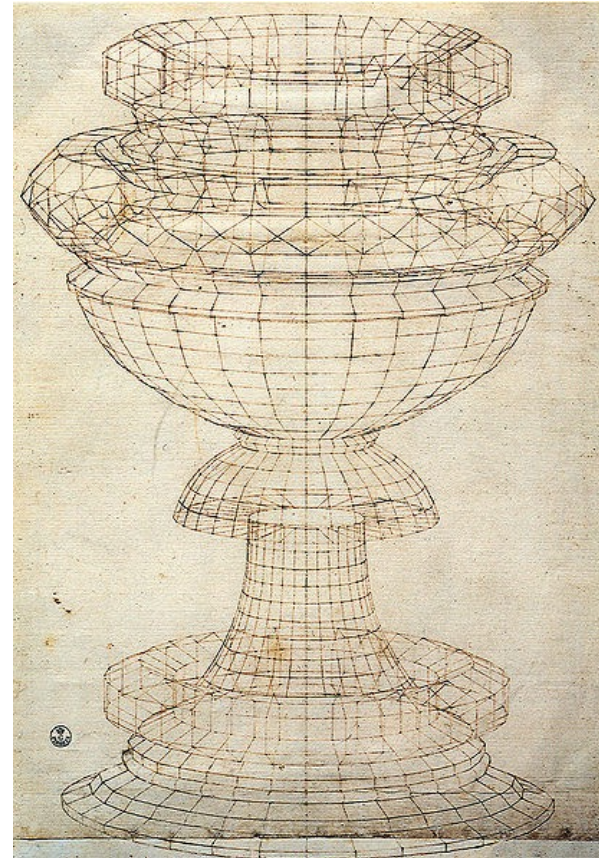
# Forced perspective illusions



<https://richardwiseman.wordpress.com/magic-illusion/>

# Projective geometry—what's it good for?

- Uses of projective geometry
  - Drawing
  - Measurements
  - Mathematics for projection
  - Undistorting images
  - Camera pose estimation
  - **Object recognition**




[Paolo Uccello](#)

# Applications of projective geometry



Vermeer's *Music Lesson*



Reconstructions by Criminisi et al.



# Making measurements in images

WARBY PARKER

## Measure your pupillary distance (PD)

Your PD is the distance between your pupils. To measure it, follow the instructions below — once you submit your photo, our team of experts will determine your PD and email you once we've applied it to your order.

①



**Wearing glasses?  
Take 'em off before you get started.**

②




**Hold up any card with a magnetic  
strip (we use this for scale).**

③



**Look straight ahead  
and snap a photo.**

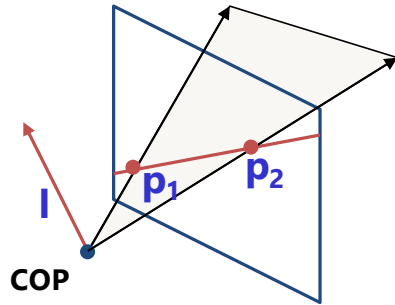
# Measurements on planes



Approach: unwarp then measure

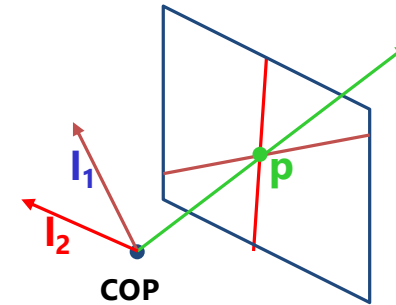
# Point and line duality

- A line  $\mathbf{l}$  is a homogeneous 3-vector
- It is  $\perp$  to every point (ray)  $\mathbf{p}$  on the line:  $\mathbf{l} \cdot \mathbf{p} = 0$



What is the line  $\mathbf{l}$  spanned by points  $\mathbf{p}_1$  and  $\mathbf{p}_2$ ?

- $\mathbf{l}$  is  $\perp$  to  $\mathbf{p}_1$  and  $\mathbf{p}_2 \Rightarrow \mathbf{l} = \mathbf{p}_1 \times \mathbf{p}_2$
- $\mathbf{l}$  can be interpreted as a *plane normal*

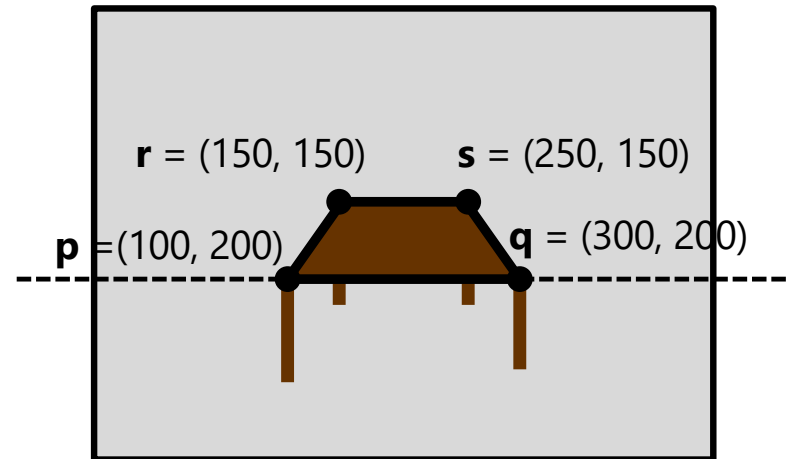


What is the intersection of two lines  $\mathbf{l}_1$  and  $\mathbf{l}_2$ ?

- $\mathbf{p}$  is  $\perp$  to  $\mathbf{l}_1$  and  $\mathbf{l}_2 \Rightarrow \mathbf{p} = \mathbf{l}_1 \times \mathbf{l}_2$

Points and lines are *dual* in projective space

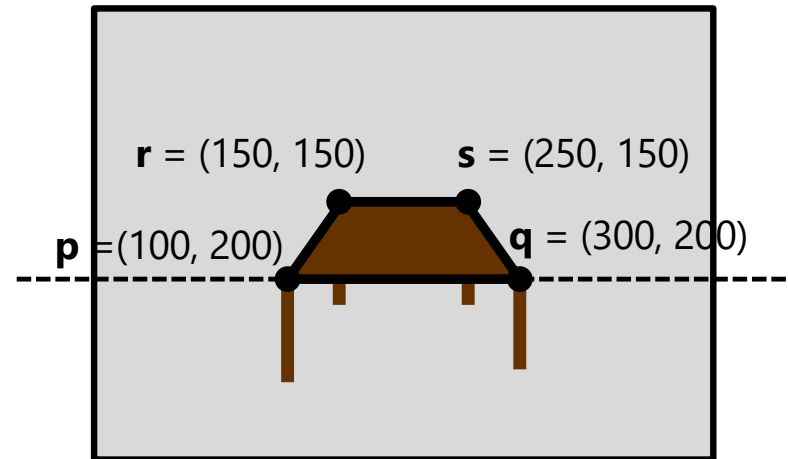
# Example



What is the line passing through points  $\mathbf{p}$  and  $\mathbf{q}$ ?

$$\mathbf{p} \times \mathbf{q}$$

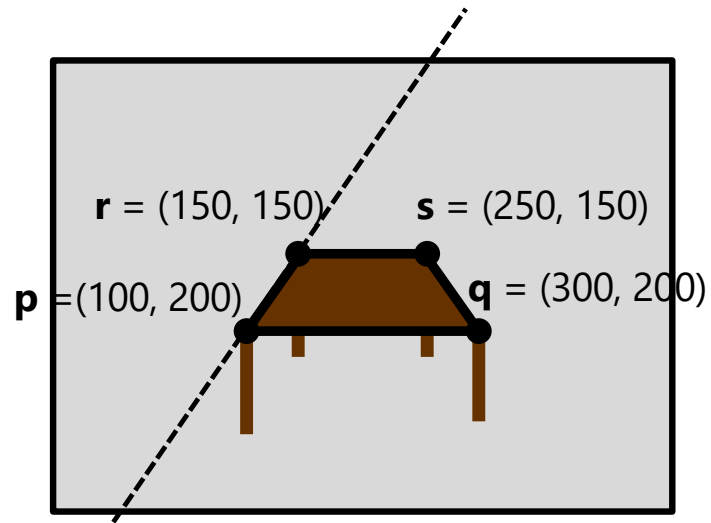
# Example



How do we interpret the line  $\ell = \begin{bmatrix} 0 \\ 1 \\ -200 \end{bmatrix}$  ?

Answer: the set of points  $(x, y)$  such that  $\begin{bmatrix} x \\ y \\ 1 \end{bmatrix} = 0$  ,  $y - 200 = 0$   
i.e.,

# Example

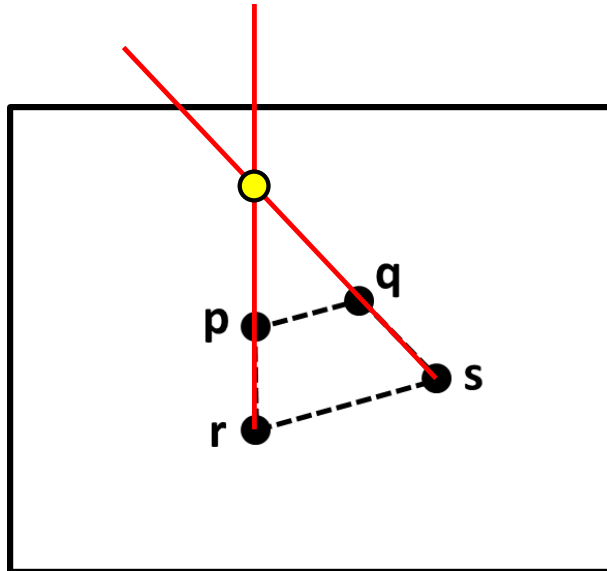


What is the line passing through points  $\mathbf{p}$  and  $\mathbf{r}$ ?

$$\mathbf{p} \times \mathbf{r} = \begin{bmatrix} 100 \\ 200 \\ 1 \end{bmatrix} \times \begin{bmatrix} 150 \\ 150 \\ 1 \end{bmatrix} = \begin{bmatrix} 200 \cdot 1 - 150 \cdot 1 \\ 150 \cdot 1 - 100 \cdot 1 \\ 100 \cdot 150 - 150 \cdot 200 \end{bmatrix} = \begin{bmatrix} 50 \\ 50 \\ -15000 \end{bmatrix} \sim \begin{bmatrix} 1 \\ 1 \\ -300 \end{bmatrix}$$

i.e., all points  $(x, y)$  such that  $x + y = 300$

# Question time



Consider the above image, with four points  $\mathbf{p}$ ,  $\mathbf{q}$ ,  $\mathbf{r}$ ,  $\mathbf{s}$ , labeled (assume these are 2D homogeneous points).

What is a simple expression for the point of intersection between the line through  $\mathbf{p}$  and  $\mathbf{r}$  and the line through  $\mathbf{q}$  and  $\mathbf{s}$ ?

## slido



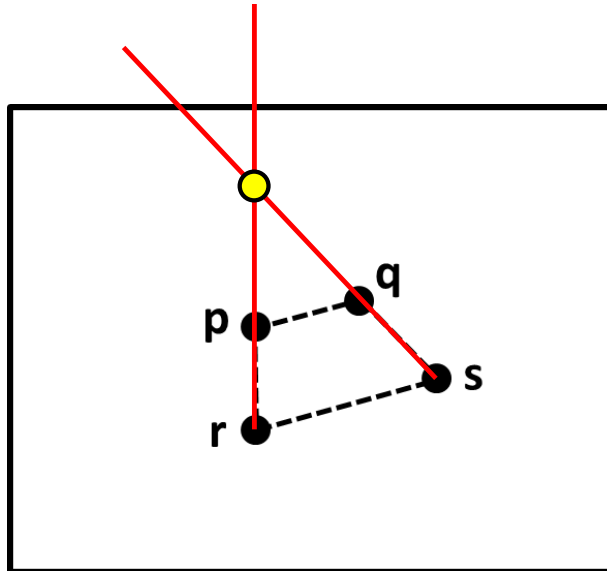
**Consider the following image, with four points  $p$ ,  $q$ ,  $r$ ,  $s$ , labeled (assume these are 2D homogeneous points).**

**What is a simple expression for the point of intersection between the line through  $p$  and  $r$  and the line through  $q$  and  $s$ ?**

① Start presenting to display the poll results on this slide.



# Question time

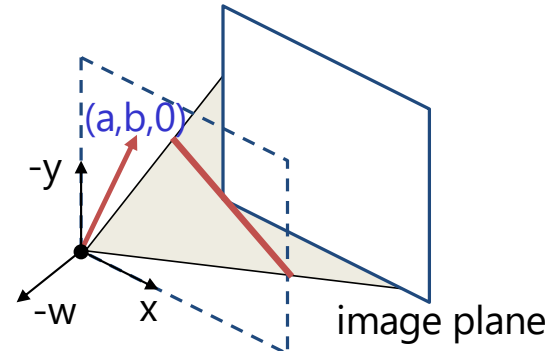
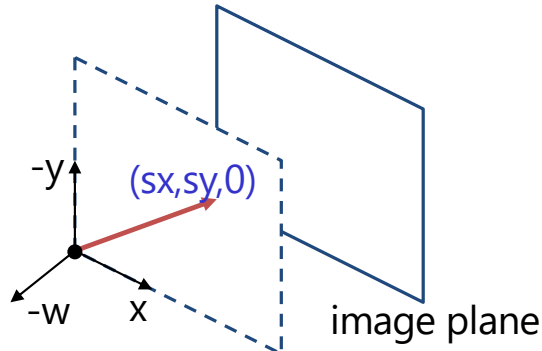


Consider the above image, with four points  $\mathbf{p}$ ,  $\mathbf{q}$ ,  $\mathbf{r}$ ,  $\mathbf{s}$ , labeled (assume these are 2D homogeneous points).

What is a simple expression for the point of intersection between the line through  $\mathbf{p}$  and  $\mathbf{r}$  and the line through  $\mathbf{q}$  and  $\mathbf{s}$ ?

**Answer:**  $(\mathbf{p} \times \mathbf{r}) \times (\mathbf{q} \times \mathbf{s})$

# Ideal points and lines



- Ideal point (“point at infinity”)
  - $p \cong (x, y, 0)$  – parallel to image plane
  - It has infinite image coordinates
- Ideal line
  - $l \cong (a, b, 0)$  – parallel to image plane
  - Corresponds to a line in the image (finite coordinates)
    - goes through image origin (*principal point*)

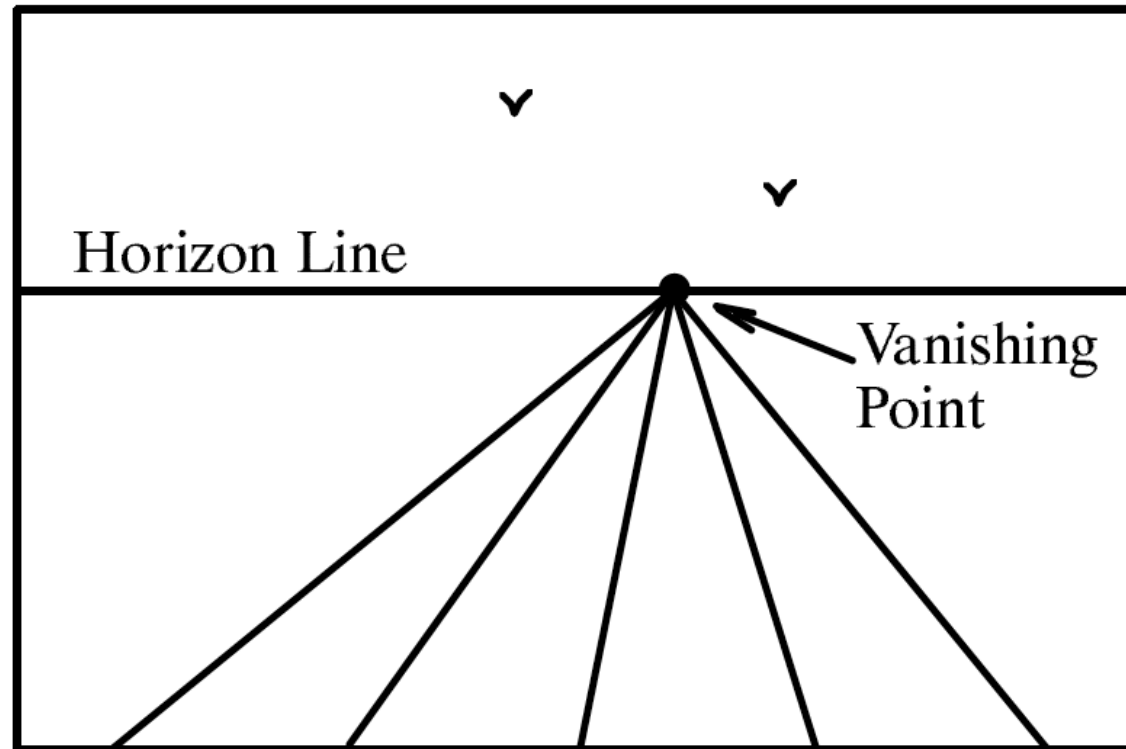
# 3D projective geometry

- These concepts generalize naturally to 3D
  - Homogeneous coordinates
    - Projective 3D points have four coords:  $\mathbf{P} = (X, Y, Z, W)$
  - Duality
    - A plane  $\mathbf{N}$  is also represented by a 4-vector
    - Points and planes are dual in 3D:  $\mathbf{N} \mathbf{P} = 0$
    - Three points define a plane, three planes define a point

# 3D to 2D: perspective projection

Projection:

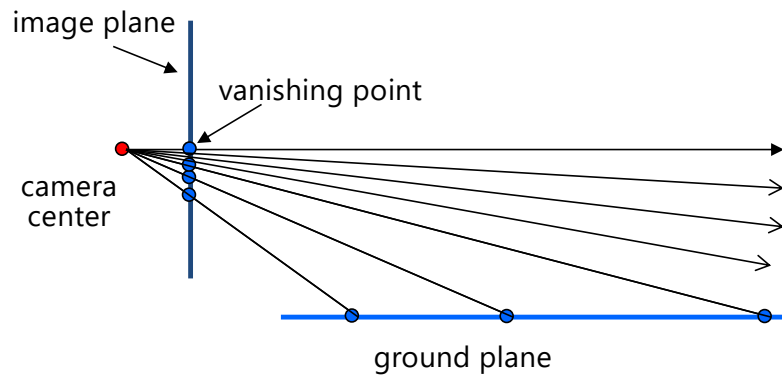
$$\mathbf{p} = \begin{bmatrix} wx \\ wy \\ w \end{bmatrix} = \begin{bmatrix} * & * & * & * \\ * & * & * & * \\ * & * & * & * \end{bmatrix} \begin{bmatrix} X \\ Y \\ Z \\ 1 \end{bmatrix} = \mathbf{P}\mathbf{P}$$



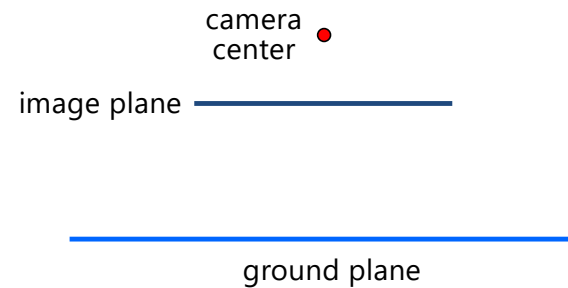
**Figure 23.4**

A perspective view of a set of parallel lines in the plane. All of the lines converge to a single vanishing point.

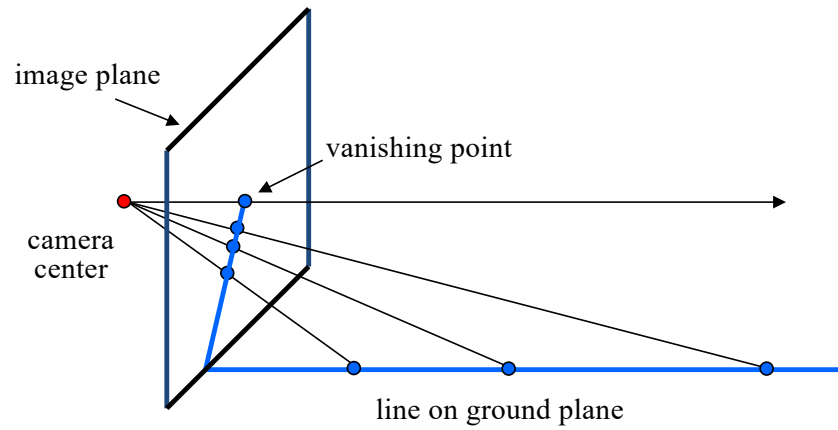
# Vanishing points (1D)



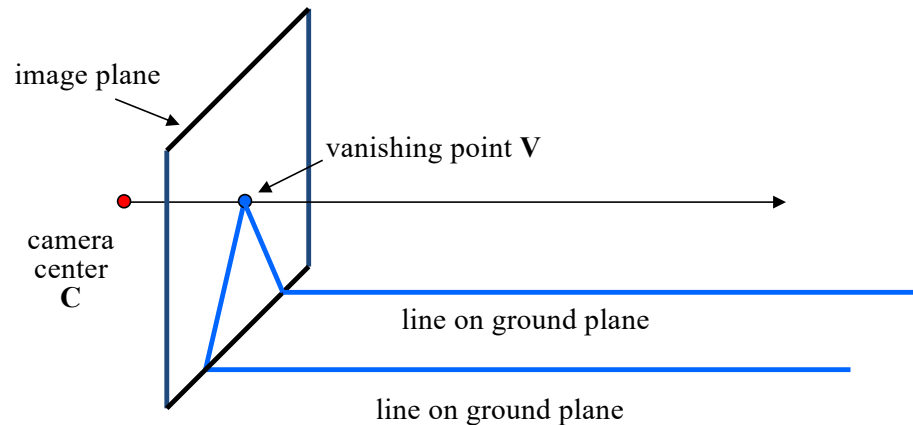
- Vanishing point
  - projection of a point at infinity
  - can often (but not always) project to a finite point in the image



# Vanishing points (2D)



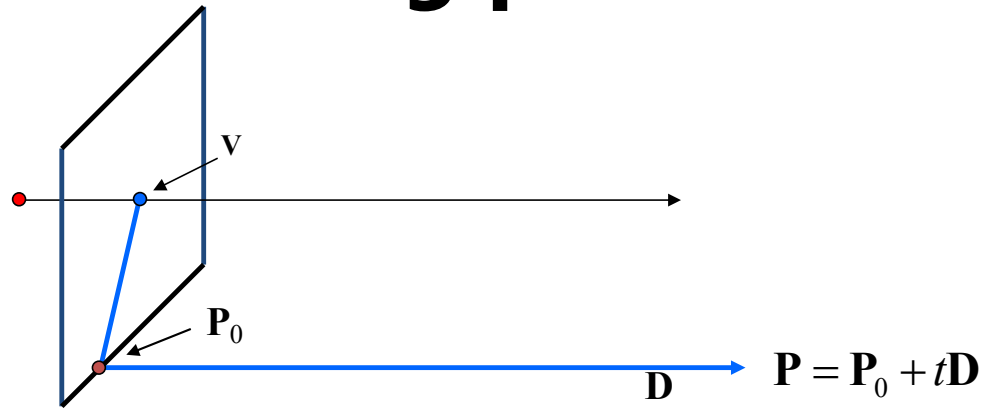
# Vanishing points



- Properties
  - Any two parallel lines (in 3D) have the same vanishing point  $\mathbf{v}$
  - The ray from  $\mathbf{C}$  through  $\mathbf{v}$  is parallel to the lines
  - An image may have more than one vanishing point
    - in fact, every image point is a potential vanishing point



# Computing vanishing points



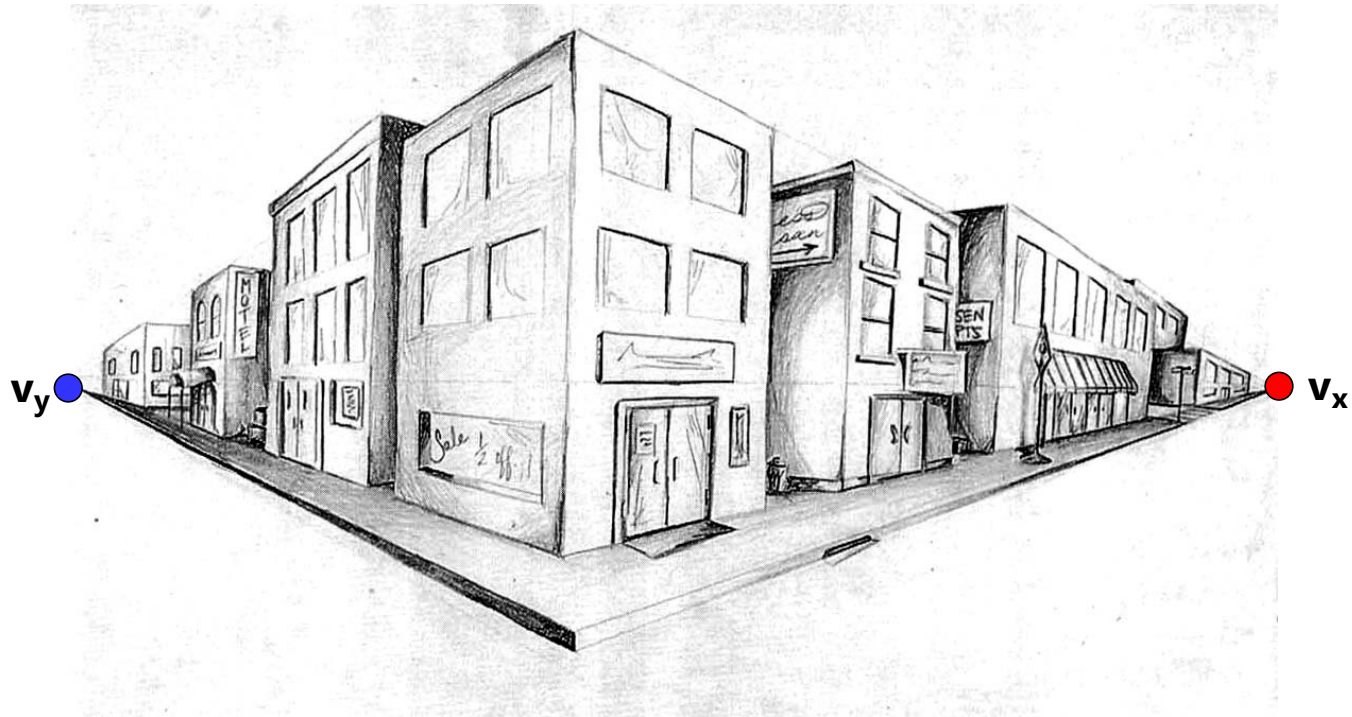
$$\mathbf{P}_t = \begin{bmatrix} P_X + tD_X \\ P_Y + tD_Y \\ P_Z + tD_Z \\ 1 \end{bmatrix} \cong \begin{bmatrix} P_X / t + D_X \\ P_Y / t + D_Y \\ P_Z / t + D_Z \\ 1/t \end{bmatrix}$$

- Properties  $\mathbf{v} = \mathbf{I}\mathbf{P}_\infty$ 
  - $\mathbf{P}_\infty$  is a point at *infinity*,  $\mathbf{v}$  is its projection
  - Depends only on line *direction*
  - Parallel lines  $\mathbf{P}_0 + t\mathbf{D}$ ,  $\mathbf{P}_1 + t\mathbf{D}$  intersect at  $\mathbf{P}_\infty$

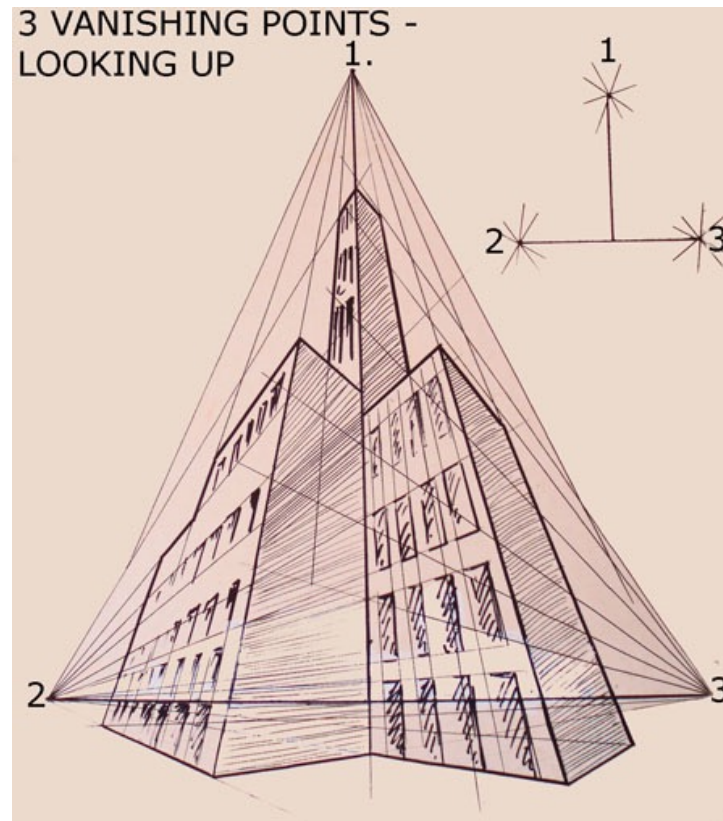
# One-point perspective



# Two-point perspective

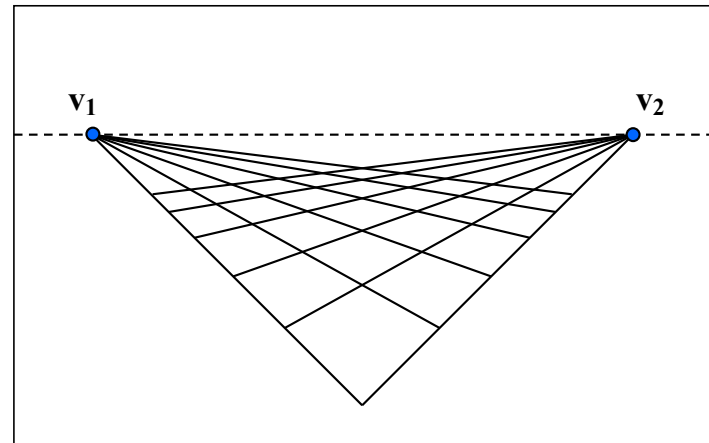


# Three-point perspective



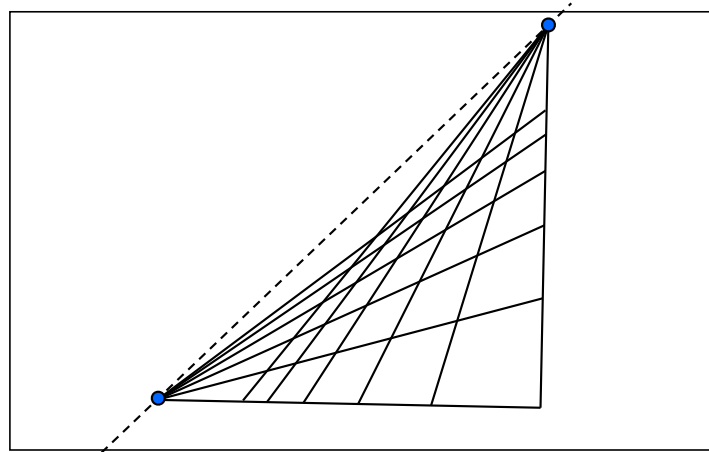
**Questions?**

# Vanishing lines



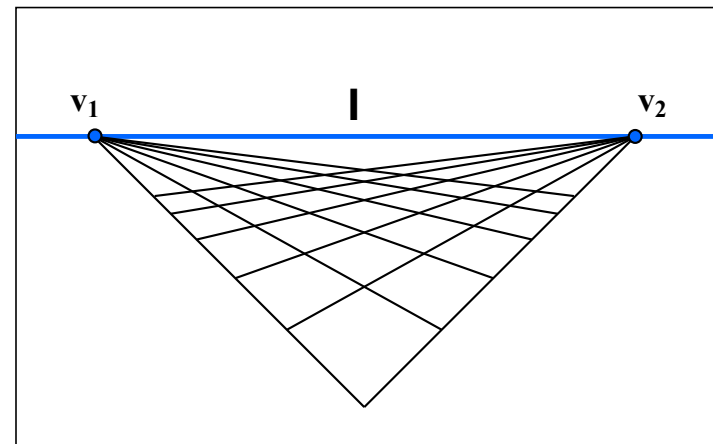
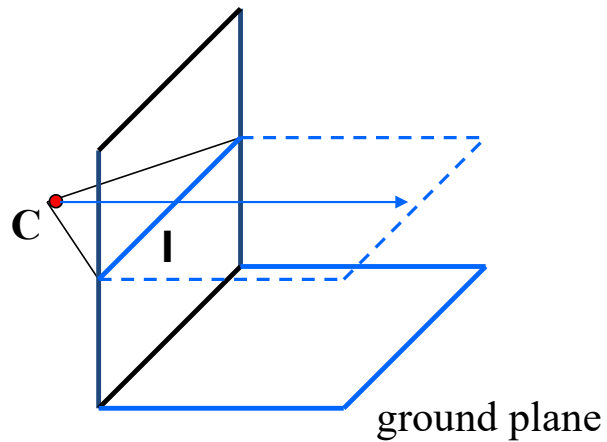
- Multiple Vanishing Points
  - Any set of parallel lines on the plane define a vanishing point
  - The union of all of these vanishing points is the *horizon line*
    - also called *vanishing line*
  - Note that different planes (can) define different vanishing

# Vanishing lines



- Multiple Vanishing Points
  - Any set of parallel lines on the plane define a vanishing point
  - The union of all of these vanishing points is the *horizon line*
    - also called *vanishing line*
  - Note that different planes (can) define different vanishing

# Computing vanishing lines



- Properties

- $I$  is intersection of horizontal plane through  $C$  with image plane
- Compute  $I$  from two sets of parallel lines on ground plane
- All points at same height as  $C$  project to  $I$ 
  - points higher than  $C$  project above  $I$
- Provides way of comparing height of objects in the scene







# Lots of fun with vanishing points




# Perspective cues



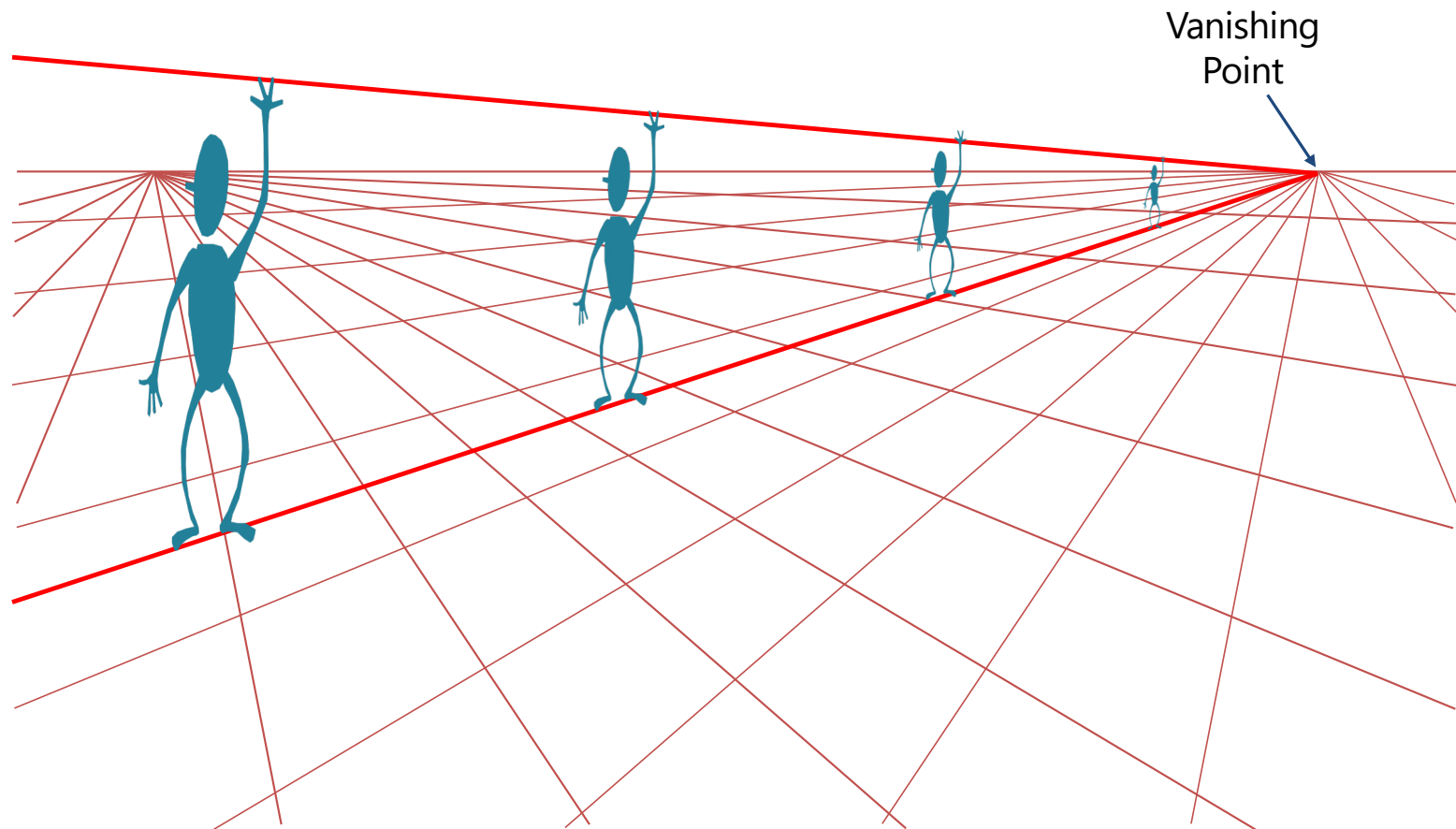
# Perspective cues



# Perspective cues

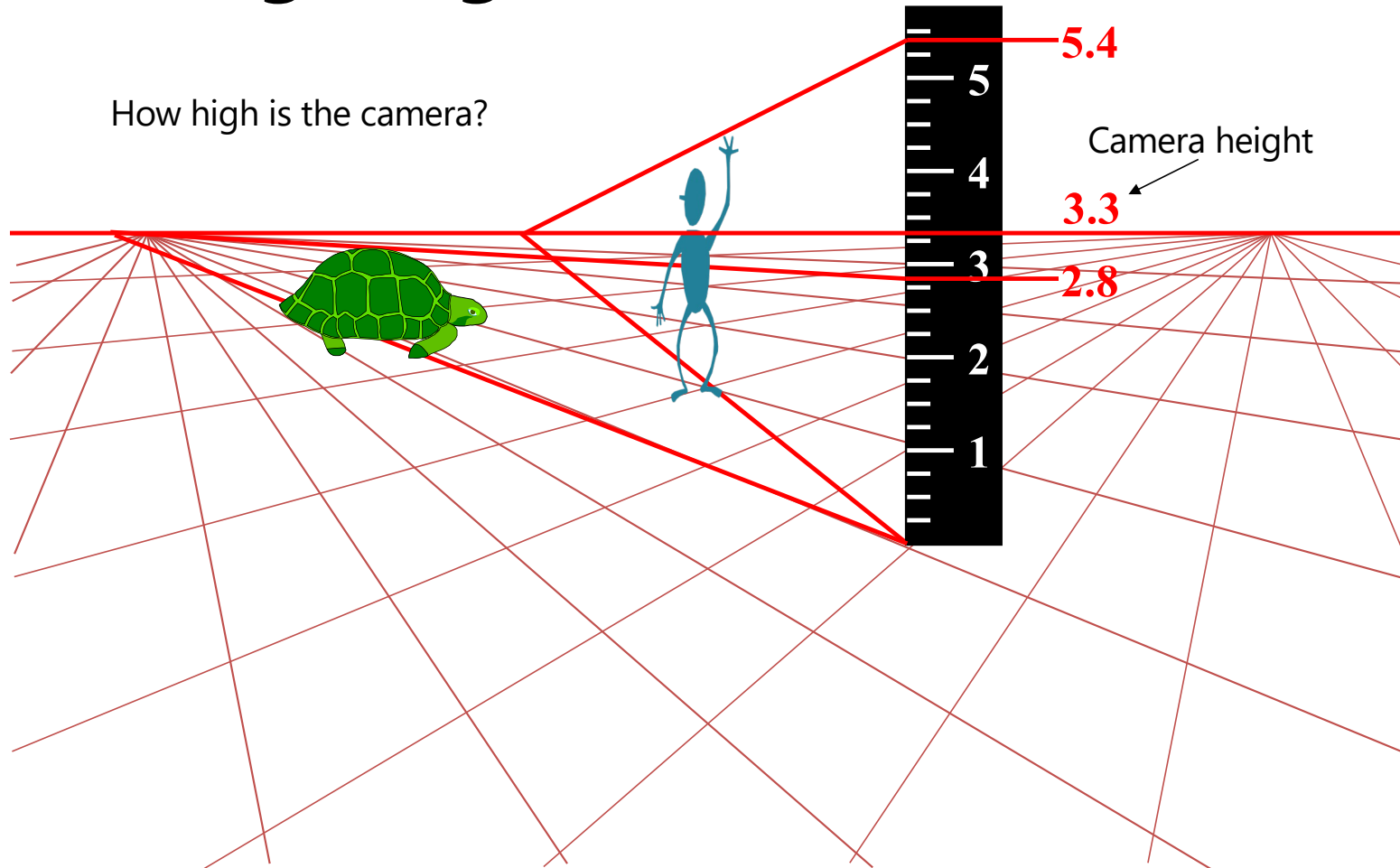


# Comparing heights

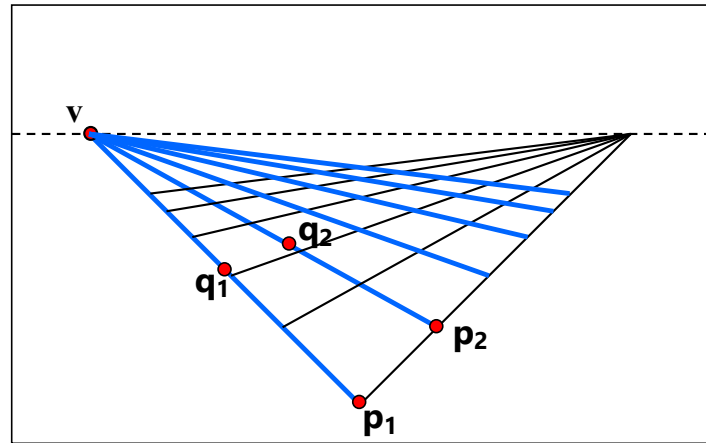


# Measuring height

How high is the camera?



# Computing vanishing points (from lines)



Intersect  $p_1q_1$  with  $p_2q_2$

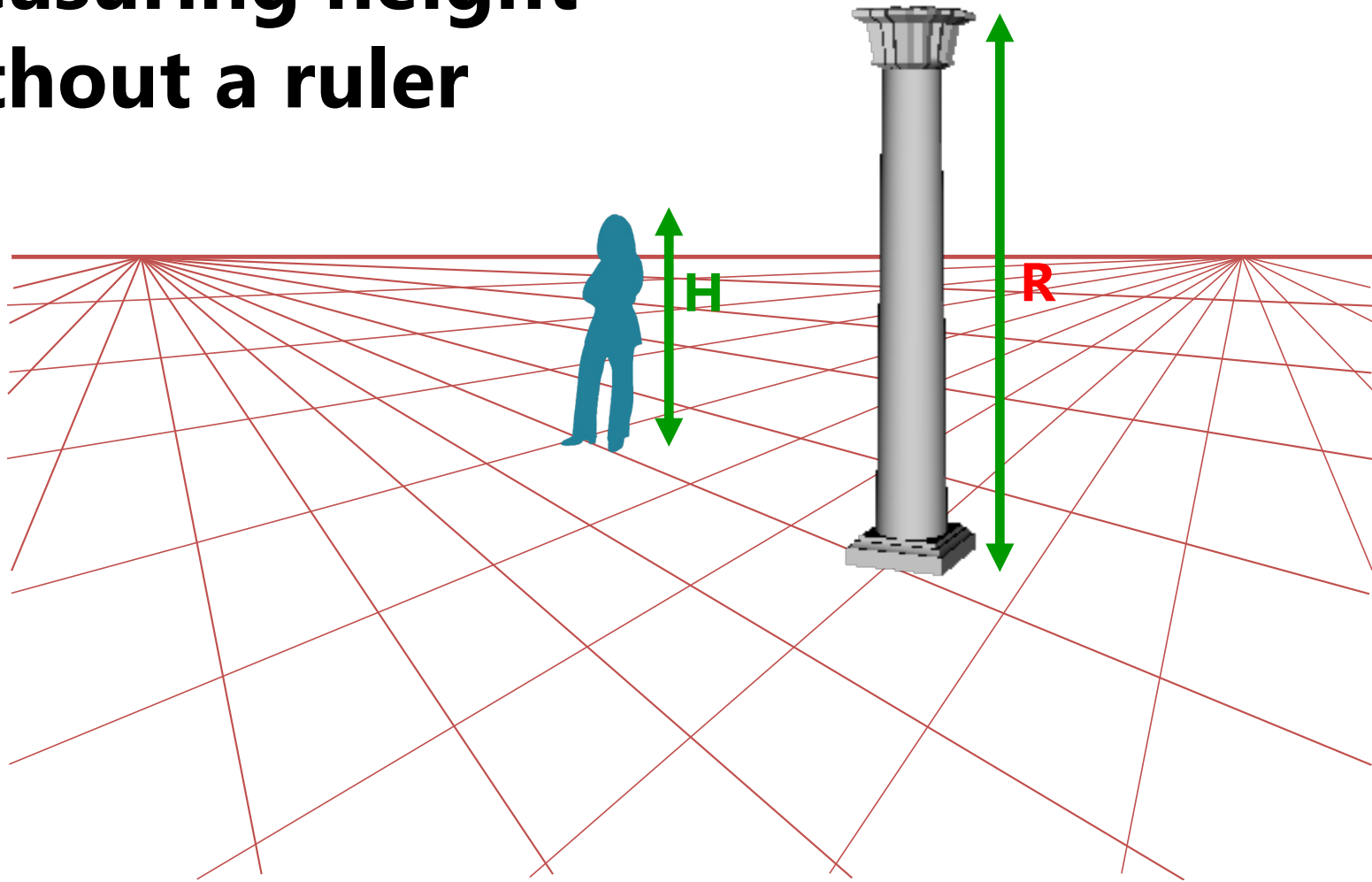
$$v = (p_1 \times q_1) \times (p_2 \times q_2)$$

Least squares version

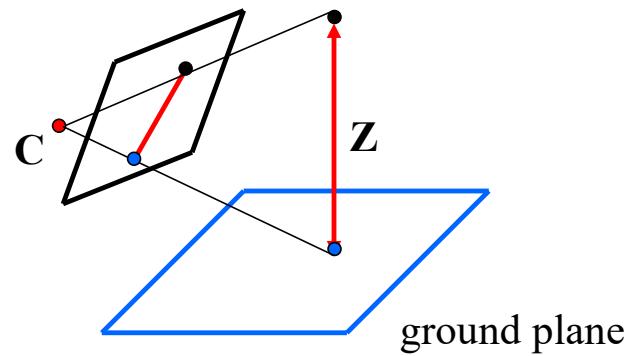
- Better to use more than two lines and compute the “closest” point of intersection
- See notes by [Bob Collins](#) for one good way of doing this:
  - <http://www-2.cs.cmu.edu/~ph/869/www/notes/vanishing.txt>



# Measuring height without a ruler



# Measuring height without a ruler



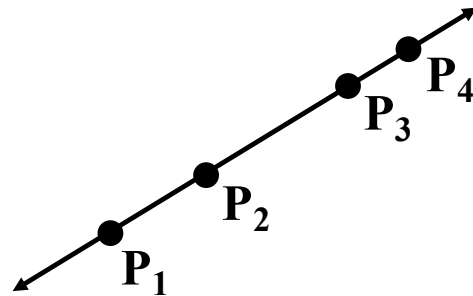
Compute  $Z$  from image measurements

- Need more than vanishing points to do this

# The cross ratio

- A Projective Invariant
  - Something that does not change under projective transformations (including perspective projection)

The *cross-ratio* of 4 collinear points



$$\frac{\| \mathbf{P}_3 - \mathbf{P}_1 \| \| \mathbf{P}_4 - \mathbf{P}_2 \|}{\| \mathbf{P}_3 - \mathbf{P}_2 \| \| \mathbf{P}_4 - \mathbf{P}_1 \|}$$

$$\mathbf{P}_i = \begin{bmatrix} X_i \\ Y_i \\ Z_i \\ 1 \end{bmatrix}$$

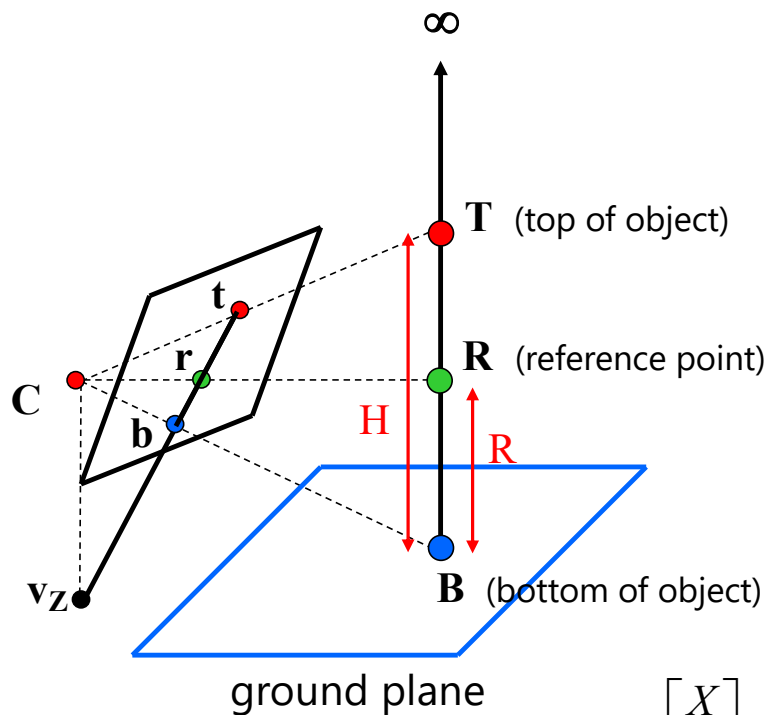
Can permute the point ordering

- $4! = 24$  different orders (but only 6 distinct values)

This is the fundamental invariant of projective geometry

$$\frac{\| \mathbf{P}_1 - \mathbf{P}_3 \| \| \mathbf{P}_4 - \mathbf{P}_2 \|}{\| \mathbf{P}_1 - \mathbf{P}_2 \| \| \mathbf{P}_4 - \mathbf{P}_3 \|}$$

# Measuring height



scene points represented as  $\mathbf{P} = \begin{bmatrix} X \\ Y \\ Z \\ 1 \end{bmatrix}$

image points as  $\mathbf{p} = \begin{bmatrix} x \\ y \\ 1 \end{bmatrix}$

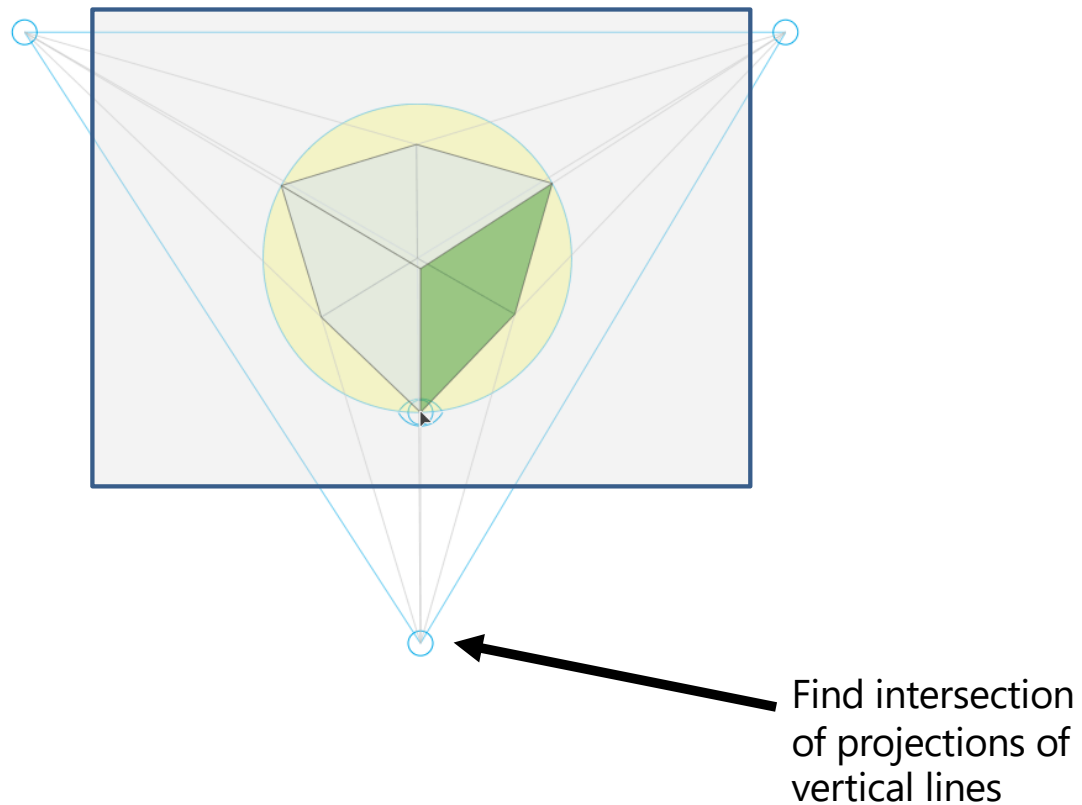
$$\frac{\|\mathbf{T} - \mathbf{B}\| \|\infty - \mathbf{R}\|}{\|\mathbf{R} - \mathbf{B}\| \|\infty - \mathbf{T}\|} = \frac{H}{R}$$

**scene cross ratio**

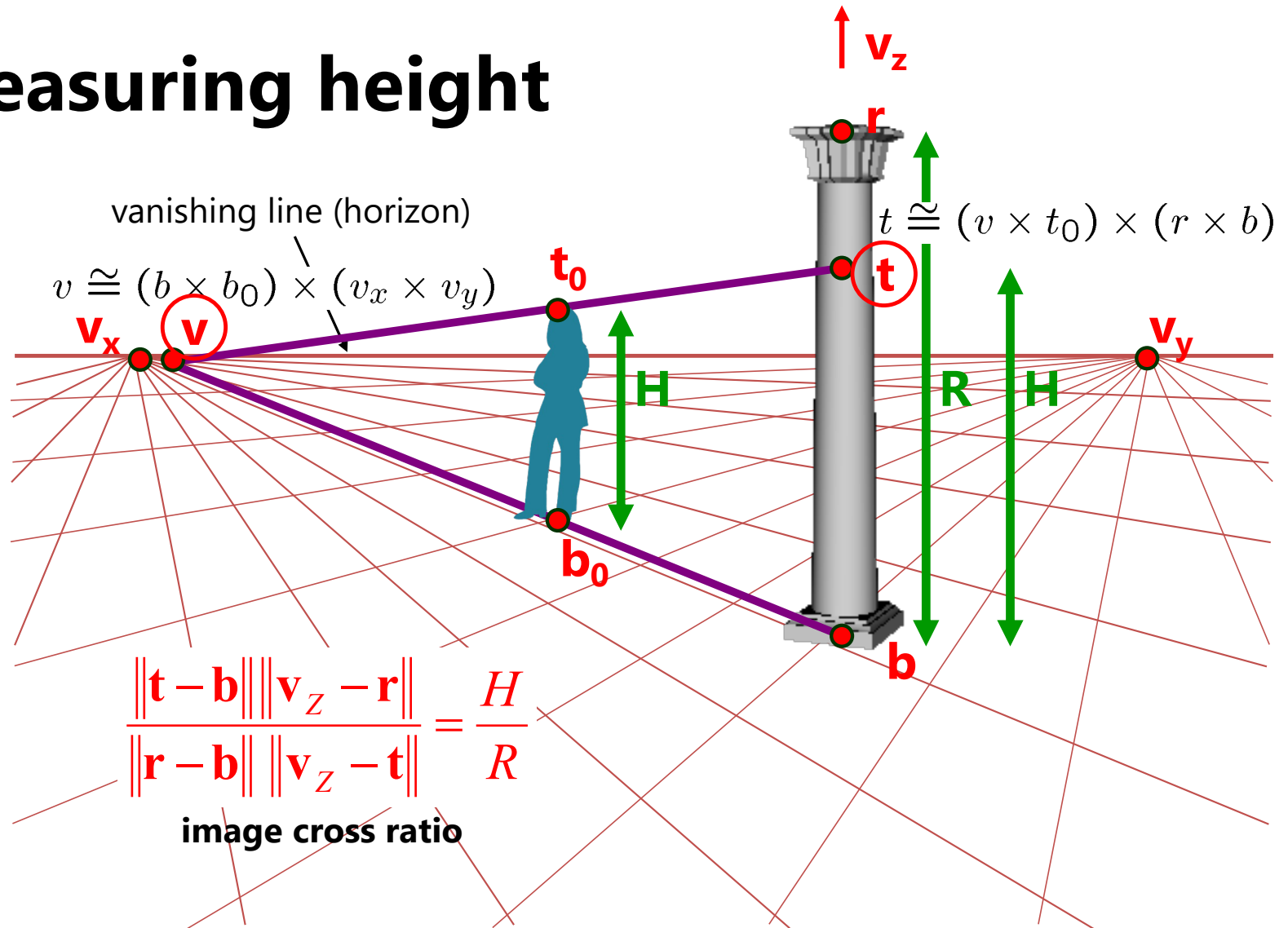
$$\frac{\|\mathbf{t} - \mathbf{b}\| \|\mathbf{v}_z - \mathbf{r}\|}{\|\mathbf{r} - \mathbf{b}\| \|\mathbf{v}_z - \mathbf{t}\|} = \frac{H}{R}$$

**image cross ratio**

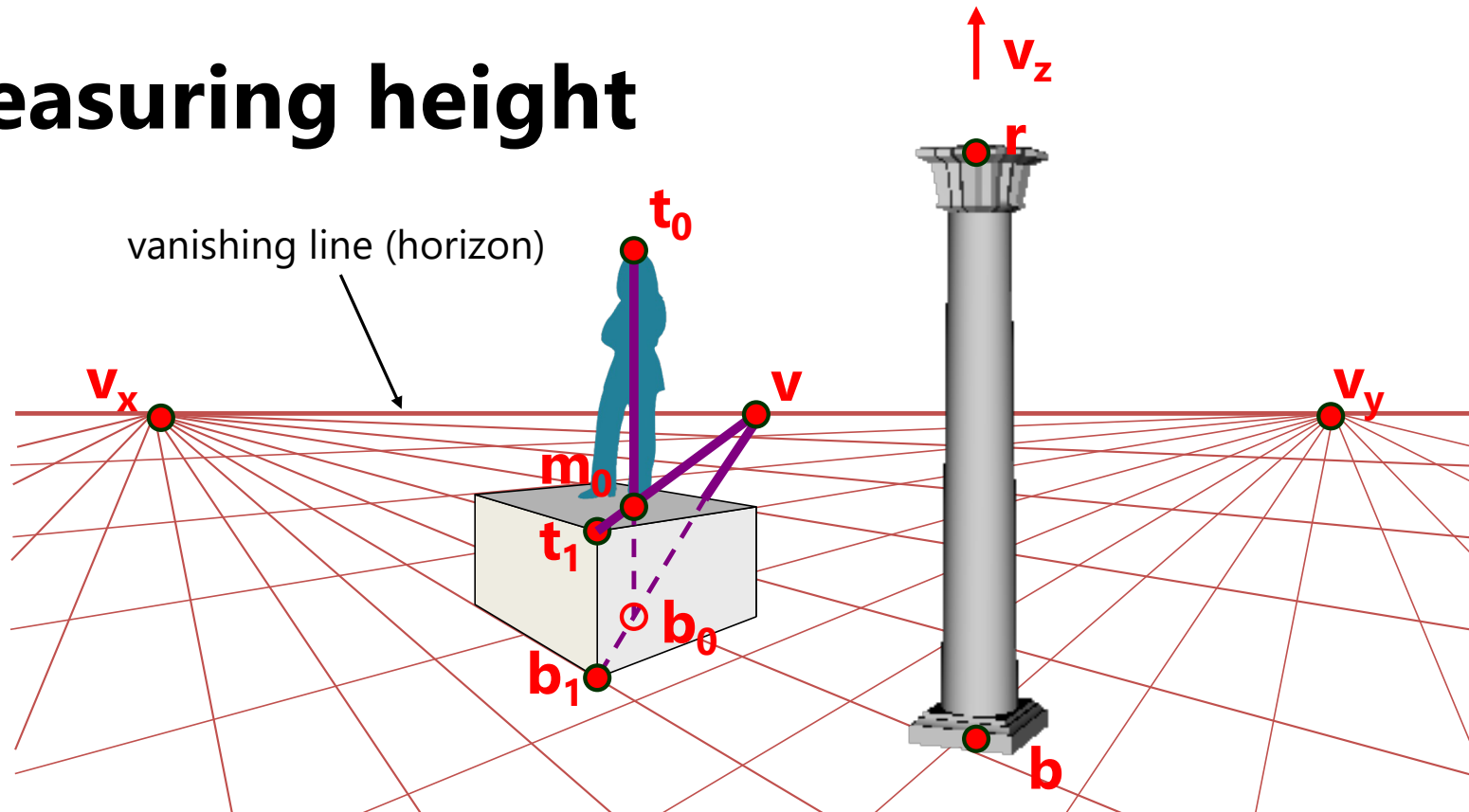
# Finding the vertical (z) vanishing point



# Measuring height



# Measuring height



What if the point on the ground plane  $b_0$  is not known?

- Here the person is standing on the box, height of box is known
- Use one side of the box to help find  $b_0$  as shown above

# 3D modeling from a photograph



*St. Jerome in his Study, H. Steenwick*


*Bringing Pictorial Space to Life: Computer Techniques for the Analysis of Paintings.*  
Antonio Criminisi, Martin Kemp, Andrew Zisserman. 2002.



# 3D modeling from a photograph



# 3D modeling from a photograph



*Flagellation, Piero della Francesca*

# 3D modeling from a photograph



video by Antonio Criminisi

# 3D modeling from a photograph



*Flagellation.* Piero della Francesca. c1453.

# Related problem: camera calibration

- Goal: estimate the camera parameters
  - Version 1: solve for 3x4 projection matrix

$$\mathbf{X} = \begin{bmatrix} wx \\ wy \\ w \end{bmatrix} = \begin{bmatrix} * & * & * & * \\ * & * & * & * \\ * & * & * & * \end{bmatrix} \begin{bmatrix} X \\ Y \\ Z \\ 1 \end{bmatrix} = \mathbf{P}\mathbf{X}$$

- Version 2: solve for camera parameters separately
  - intrinsics (focal length, principal point, pixel size)
  - extrinsics (rotation angles, translation)
  - radial distortion

# Vanishing points and projection matrix

$$\mathbf{\Pi} = \begin{bmatrix} * & * & * & * \\ * & * & * & * \\ * & * & * & * \end{bmatrix} = [\boldsymbol{\pi}_1 \quad \boldsymbol{\pi}_2 \quad \boldsymbol{\pi}_3 \quad \boldsymbol{\pi}_4]$$

- $\boldsymbol{\pi}_1 = \mathbf{\Pi}[1 \ 0 \ 0 \ 0]^T = \mathbf{v}_x$  (X vanishing point)
- similarly,  $\boldsymbol{\pi}_2 = \mathbf{v}_y$ ,  $\boldsymbol{\pi}_3 = \mathbf{v}_z$
- $\boldsymbol{\pi}_4 = \mathbf{\Pi}[0 \ 0 \ 0 \ 1]^T =$  projection of world origin

$$\mathbf{\Pi} = [\mathbf{v}_X \quad \mathbf{v}_Y \quad \mathbf{v}_Z \quad \mathbf{o}]$$

Not So Fast! We only know  $\mathbf{v}$ 's up to a scale factor

$$\mathbf{\Pi} = [a\mathbf{v}_X \quad b\mathbf{v}_Y \quad c\mathbf{v}_Z \quad \mathbf{o}]$$


- Can fully specify by providing 3 reference points with known coordinates

# Calibration using a reference object


- Place a known object in the scene
  - identify correspondence between image and scene
  - compute mapping from scene to image

## Issues

- must know geometry very accurately
- must know 3D -> 2D correspondence



# AR codes




ArUco




# Estimating the projection matrix

- Place a known object in the scene
  - identify correspondence between image and scene
  - compute mapping from scene to image

$$\begin{bmatrix} u_i \\ v_i \\ 1 \end{bmatrix} \cong \begin{bmatrix} m_{00} & m_{01} & m_{02} & m_{03} \\ m_{10} & m_{11} & m_{12} & m_{13} \\ m_{20} & m_{21} & m_{22} & m_{23} \end{bmatrix} \begin{bmatrix} X_i \\ Y_i \\ Z_i \\ 1 \end{bmatrix}$$



# Alternative: multi-plane calibration



Images courtesy Jean-Yves Bouquet

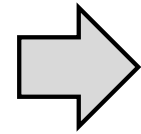
## Advantage

- Only requires a plane
- Don't have to know positions/orientations
- Good code available online! (including in OpenCV)
  - Matlab version by Jean-Yves Bouquet: [http://www.vision.caltech.edu/bouquetj/calib\\_doc/index.html](http://www.vision.caltech.edu/bouquetj/calib_doc/index.html)
  - Amy Tabb's camera calibration software: <https://github.com/amy-tabb/basic-camera-calibration>


# Single-image depth prediction using deep learning



Image



Deep  
learning

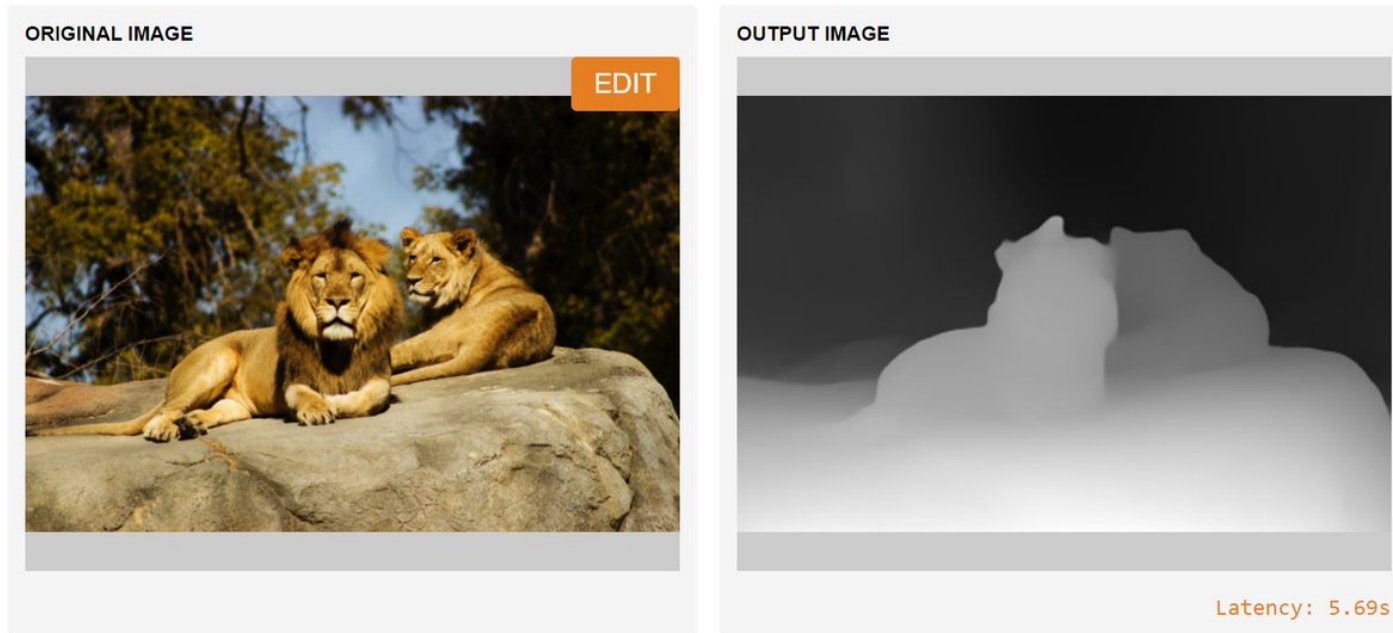


Depth map

Li and Snavely. Megadepth: Learning single-view depth prediction from internet photos. CVPR 2018.

# MiDaS depth prediction

Ranftl et al. *Towards Robust Monocular Depth Estimation: Mixing Datasets for Zero-shot Cross-dataset Transfer*.



<https://gradio.app/g/AK391/MiDaS>

<https://github.com/intel-isl/MiDaS>

# Single-image depth prediction



Picture credit: Magritte, *The Treachery of Images*, and the Berkeley Computer Vision Group

Miangoleh\*, Dille\*, Mai, Paris, and Aksoy.

*Boosting Monocular Depth Estimation Models to High-Resolution via Content-Adaptive Multi-Resolution Merging.*

CVPR 2021

# Deep geometry prediction

- More on this topic later!

**Questions?**