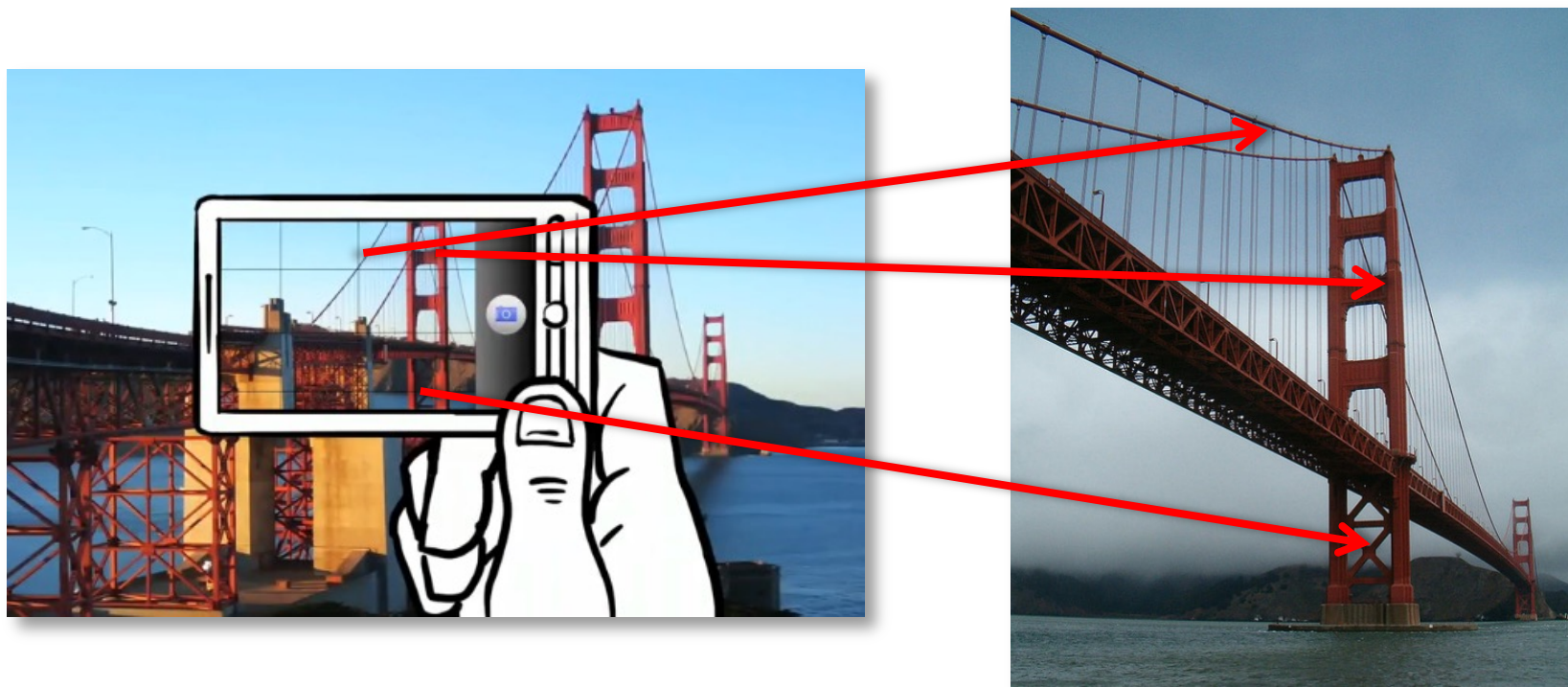


CS5670: Computer Vision

Feature descriptors and feature matching



Reading

- Szeliski (2nd edition) 7.1


Announcements

- Project 2 released today
 - Code due Friday, February 24, 8pm
 - Report due Monday, February 27, 8pm
 - To be done in groups of 2
 - If you need help finding a partner, try Ed Discussions or let us know

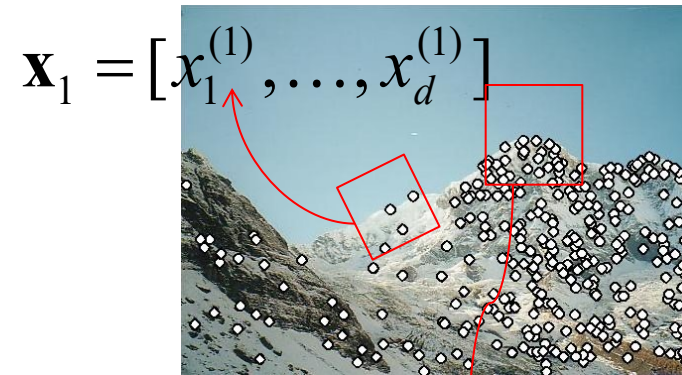
Project 2 Demo

Local features: main components

1) Detection: Identify the interest points




2) Description: Extract vector feature descriptor surrounding each interest point.



$$\mathbf{x}_1 = [x_1^{(1)}, \dots, x_d^{(1)}]$$

$$\mathbf{x}_2 = [x_1^{(2)}, \dots, x_d^{(2)}]$$


3) Matching: Determine correspondence between descriptors in two views



Feature descriptors

We know how to detect good points

Next question: **How to match them?**




Answer: Come up with a *descriptor* for each point,
find similar descriptors between the two images

Feature descriptors

We know how to detect good points

Next question: **How to match them?**



Lots of possibilities

- Simple option: match square windows around the point
- State of the art approach: SIFT
 - David Lowe, UBC <http://www.cs.ubc.ca/~lowe/keypoints/>


Invariance vs. discriminability

- Invariance:
 - Descriptor shouldn't change even if image is transformed
- Discriminability:
 - Descriptor should be highly unique for each point


Image transformations revisited

- Geometric

Rotation



Scale



- Photometric

Intensity change



Invariant descriptors

- We looked at invariant / equivariant **detectors**
- Most feature descriptors are also designed to be invariant to:
 - Translation, 2D rotation, scale
- They can usually also handle
 - Limited 3D rotations (SIFT works up to about 60 degrees)
 - Limited affine transforms (some are fully affine invariant)
 - Limited illumination/contrast changes

How to achieve invariance

Need both of the following:

1. Make sure your detector is invariant
2. Design an invariant feature descriptor
 - Simplest descriptor: a single 0
 - What's this invariant to?
 - Next simplest descriptor: a square, axis-aligned 5x5 window of pixels
 - What's this invariant to?
 - Let's look at some better approaches...

Rotation invariance for feature descriptors

- Find dominant orientation of the image patch
 - E.g., given by \mathbf{x}_{\max} , the eigenvector of \mathbf{H} corresponding to λ_{\max} (the *larger* eigenvalue)
 - Or (better) simply the orientation of the (smoothed) gradient
 - Rotate the patch according to this angle




Figure by Matthew Brown

Multiscale Oriented PatcheS descriptor

Take 40x40 square window around detected feature

- Scale to 1/5 size (using prefiltering)
- Rotate to horizontal
- Sample 8x8 square window centered at feature
- Intensity normalize the window by subtracting the mean, dividing by the standard deviation in the window (why?)



Detections at multiple scales




Figure 1. Multi-scale Oriented Patches (MOPS) extracted at five pyramid levels from one of the Matier images. The boxes show the feature orientation and the region from which the descriptor vector is sampled.

Scale Invariant Feature Transform

Basic idea:

- Take 16x16 square window around detected feature
- Compute edge orientation (angle of the gradient - 90°) for each pixel
- Throw out weak edges (threshold gradient magnitude)
- Create histogram of surviving edge orientations
- Shift the bins so that the biggest one is first

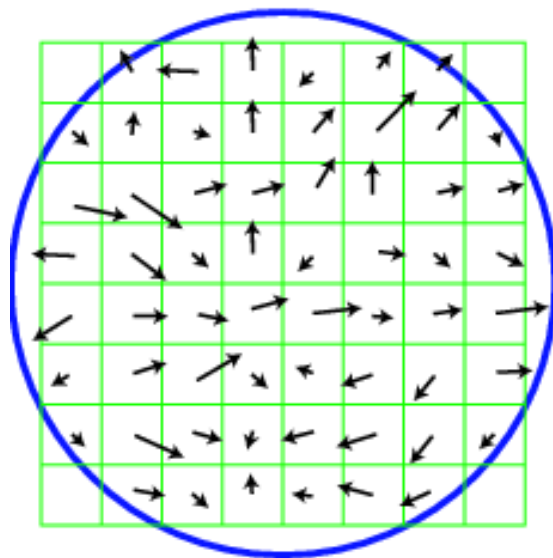
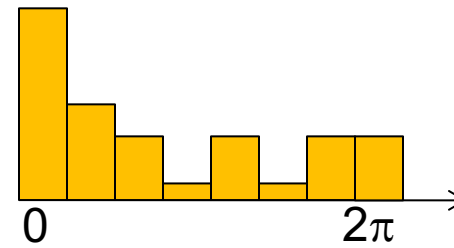
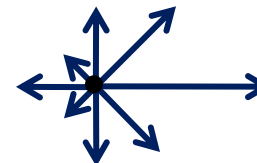


Image gradients



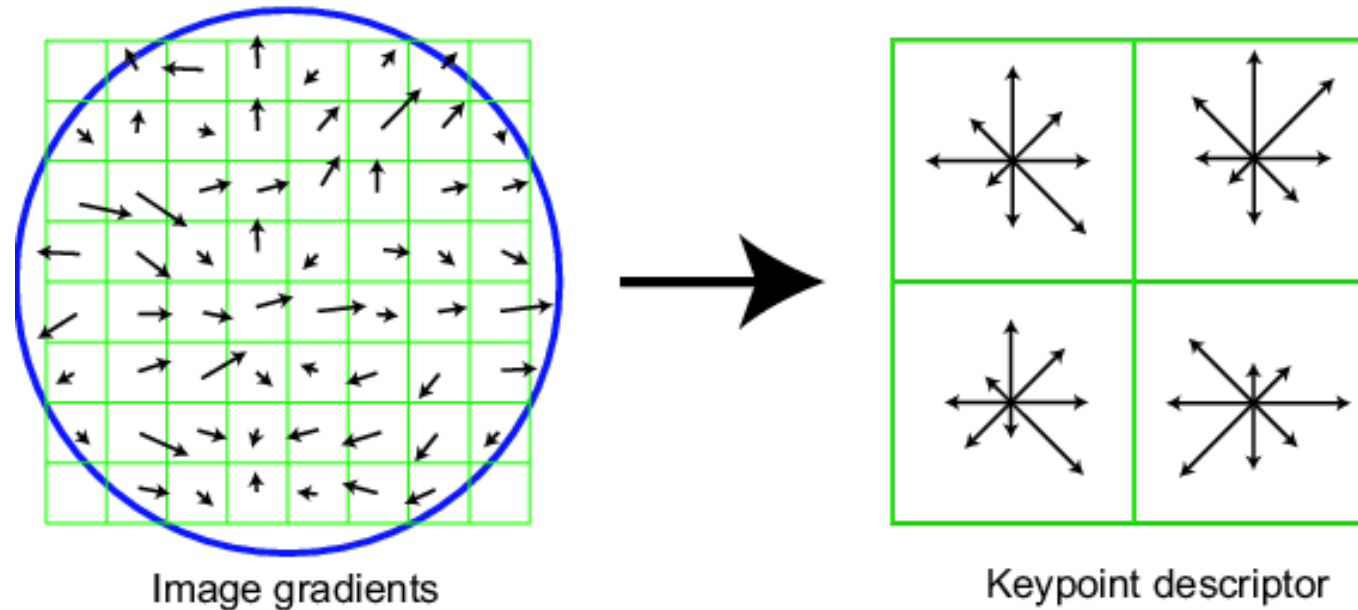
angle histogram



SIFT descriptor

Full version

- Divide the 16x16 window into a 4x4 grid of cells (2x2 case shown below)
- Compute an orientation histogram for each cell
- 16 cells * 8 orientations = 128 dimensional descriptor



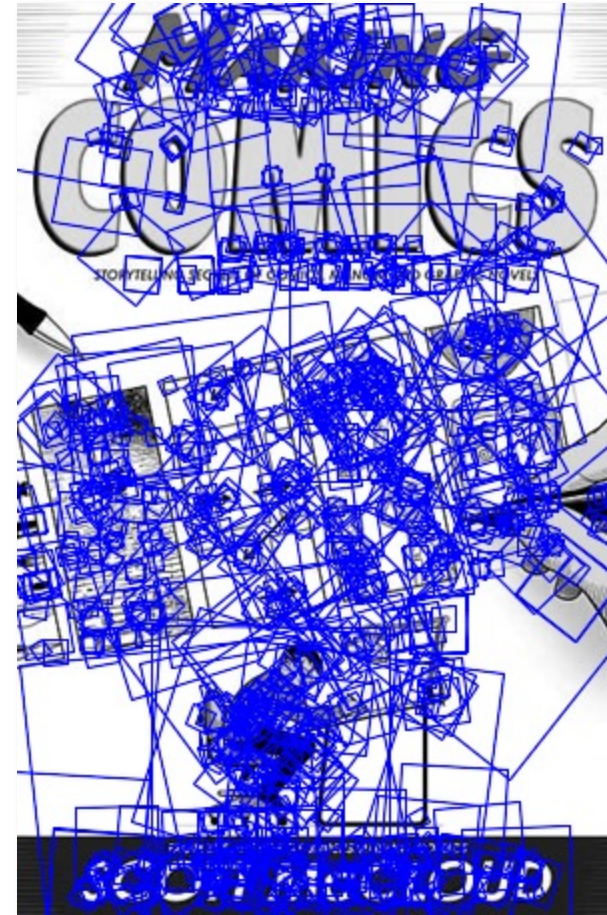
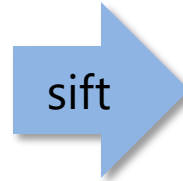
Properties of SIFT

Extraordinarily robust matching technique

- Can handle changes in viewpoint (up to about 60 degree out of plane rotation)
- Can handle significant changes in illumination (sometimes even day vs. night (below))
- Pretty fast—hard to make real-time, but can run in $<1s$ for moderate image sizes
- Lo



SIFT Example



868 SIFT features

Other descriptors

- HOG: Histogram of Gradients (HOG)
 - Dalal/Triggs
 - Sliding window, pedestrian detection

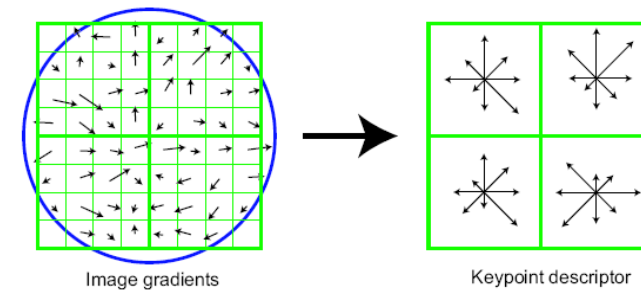
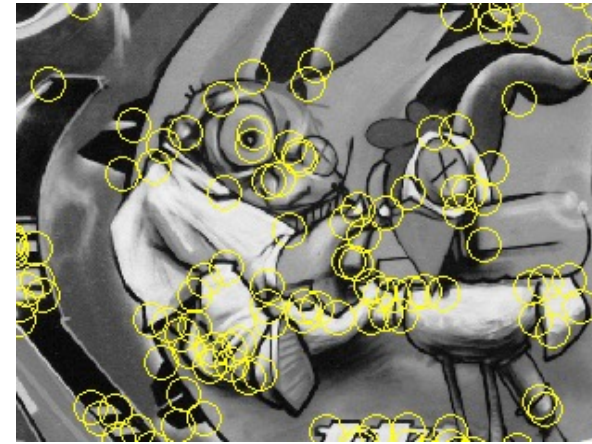


- FREAK: Fast Retina Keypoint
 - Perceptually motivated
 - Can run in real-time; used in Visual SLAM on-device
- LIFT: Learned Invariant Feature Transform
 - Learned via deep learning – along with many other recent features


Questions?

Summary

- Keypoint detection: repeatable and distinctive
 - Corners, blobs
 - Harris, DoG
- Descriptors: robust and selective
 - spatial histograms of orientation
 - SIFT and variants are typically good for stitching and recognition
 - But, need not stick to one



Which features match?



Feature matching


Given a feature in I_1 , how to find the best match in I_2 ?

1. Define distance function that compares two descriptors
2. Test all the features in I_2 , find the one with min distance


Feature distance

How to define the difference between two features f_1, f_2 ?

- Simple approach: L_2 distance, $\|f_1 - f_2\|$
- can give small distances for ambiguous (incorrect) matches



I_1




I_2


Feature distance

How to define the difference between two features f_1, f_2 ?

- Better approach: ratio distance = $\| f_1 - f_2 \| / \| f_1 - f_2' \|$
 - f_2 is the best SSD match to f_1 in I_2
 - f_2' is the 2nd best SSD match to f_1 in I_2
 - gives large values for ambiguous matches



I_1




I_2

Feature distance

- Does the SSD vs "ratio distance" change the best match to a given feature in image 1?


Feature matching example



58 matches (thresholded by ratio score)

Feature matching example


We'll deal with **outliers** later



51 matches (thresholded by ratio score)


Evaluating the results

How can we measure the performance of a feature



True/false positives

How can we measure the performance of a feature matcher?




The distance threshold affects performance

- True positives = # of detected matches that survive the threshold that are correct
- False positives = # of detected matches that survive the threshold that are incorrect

True/false positives


How can we measure the performance of a feature matcher?



Suppose we want to **maximize true positives**. How do we set the threshold? (Note: we keep all matches with distance below the threshold.)

True/false positives

How can we measure the performance of a feature matcher?



Suppose we want to **minimize false positives**. How do we set the threshold? (Note: we keep all matches with distance below the threshold.)

Example

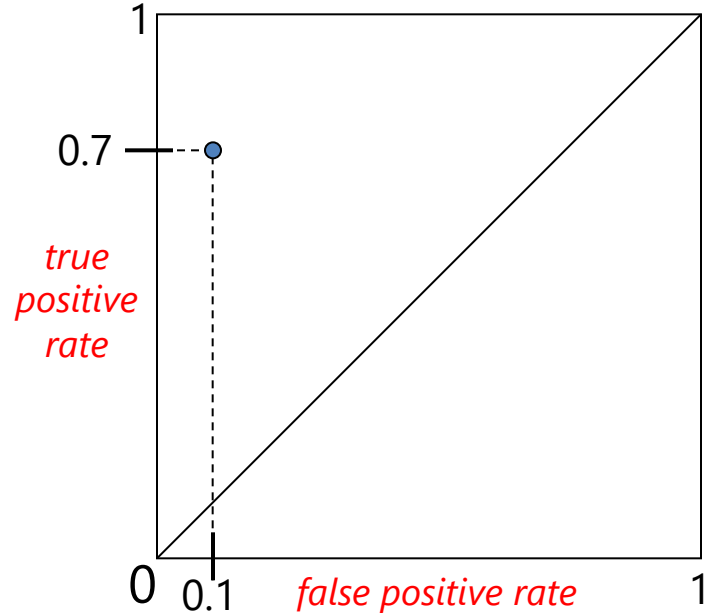
- Suppose our matcher computes 1,000 matches between two images
 - 800 are correct matches, 200 are incorrect (according to an oracle that gives us ground truth matches)
 - A given threshold (e.g., ratio distance = 0.6) gives us 600 correct matches and 100 incorrect matches that survive the threshold
 - True positive rate = $600 / 800 = 3/4$
 - False positive rate = $100 / 200 = 1/2$

Evaluating the results

How can we measure the performance of a feature matcher?

$$\frac{\# \text{ true positives surviving threshold}}{\# \text{ total correct matches (positives)}}$$

recall



$$\frac{\# \text{ false positives surviving threshold}}{\# \text{ total incorrect matches (negatives)}}$$

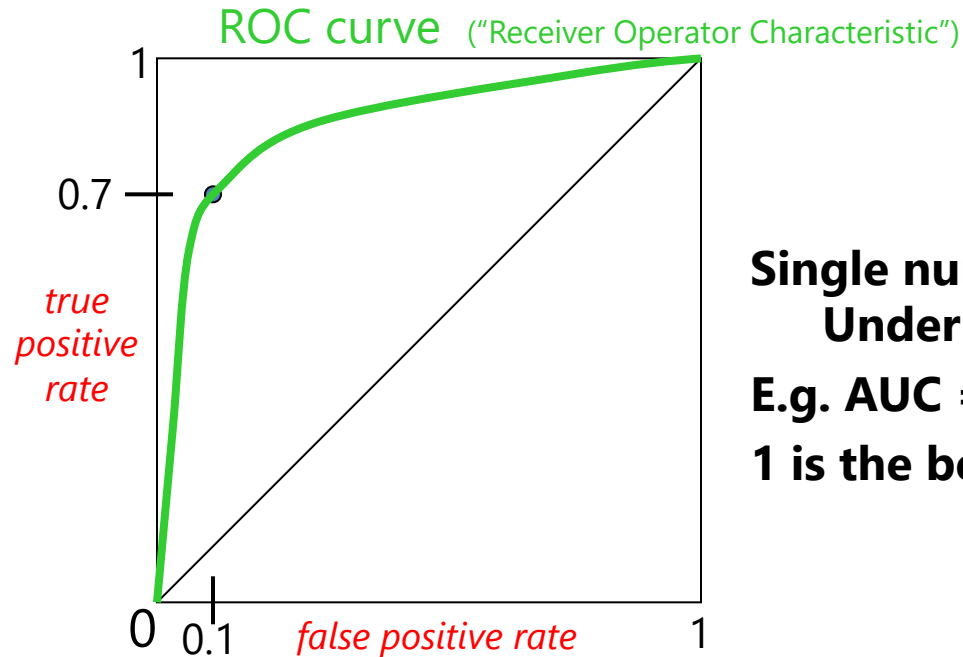
1 - specificity

Evaluating the results

How can we measure the performance of a feature matcher?

$$\frac{\# \text{ true positives surviving threshold}}{\# \text{ total correct matches (positives)}}$$

recall



$$\frac{\# \text{ false positives surviving threshold}}{\# \text{ total incorrect matches (negatives)}}$$

$1 - \textit{specificity}$

Single number: Area Under the Curve (AUC)

E.g. AUC = 0.87

1 is the best

ROC curves – summary

- By thresholding the match distances at different thresholds, we can generate sets of matches with different true/false positive rates
- ROC curve is generated by computing rates at a set of threshold values swept through the full range of possible threshold
- Area under the ROC curve (AUC) summarizes the performance of a feature pipeline (higher AUC is better)

More on feature detection/description

<http://www.robots.ox.ac.uk/~vgg/research/affine/>

<http://www.cs.ubc.ca/~lowe/keypoints/>

<http://www.vision.ee.ethz.ch/~surf/>

Publications

Region detectors

- *Harris-Affine & Hessian Affine*: [K. Mikolajczyk](#) and [C. Schmid](#), Scale and Affine invariant interest point detectors. In IJC V 60(1):63-86, 2004. [PDF](#)
- *MSEr*: [J. Matas](#), [O. Chum](#), [M. Urban](#), and [T. Pajdla](#), Robust wide baseline stereo from maximally stable extremal regions. In BMVC p. 384-393, 2002. [PDF](#)
- *IBR & EBR*: [T. Tuytelaars](#) and [L. Van Gool](#), Matching widely separated views based on affine invariant regions . In IJCV 59(1):61-85, 2004. [PDF](#)
- *Salient regions*: [T. Kadir](#), [A. Zisserman](#), and [M. Brady](#), An affine invariant salient region detector. In ECCV p. 404-416, 2004. [PDF](#)
- *All Detectors - Survey*: [T. Tuytelaars](#) and [K. Mikolajczyk](#), Local Invariant Feature Detectors - Survey. In CVG, 3(1):1-110, 2008. [PDF](#)

Region descriptors

- *SIFT*: [D. Lowe](#), Distinctive image features from scale invariant keypoints. In IJCV 60(2):91-110, 2004. [PDF](#)

Performance evaluation

- [K. Mikolajczyk](#), [T. Tuytelaars](#), [C. Schmid](#), [A. Zisserman](#), [J. Matas](#), [F. Schaffalitzky](#), [T. Kadir](#) and [L. Van Gool](#), A comparison of affine region detectors. In IJCV 65(1/2):43-72, 2005. [PDF](#)
- [K. Mikolajczyk](#), [C. Schmid](#), A performance evaluation of local descriptors. In PAMI 27(10):1615-1630 . [PDF](#)

Lots of applications

Features are used for:

- Image alignment (e.g., mosaics)
- 3D reconstruction
- Motion tracking
- Object recognition
- Indexing and database retrieval
- Robot navigation
- ... other



Object recognition (David Lowe)



3D Reconstruction



Internet Photos ("Colosseum")



Reconstructed 3D cameras and points

Augmented Reality



Questions?