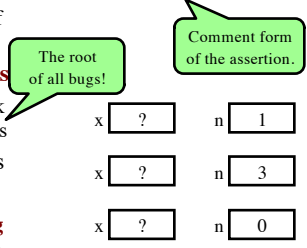


Recall: Important Terminology

- assertion:** true-false statement placed in a program to *assert* that it is true at that point
 - Can either be a comment, or an **assert** command
- invariant:** assertion supposed to "always" be true
 - If temporarily invalidated, must make it true again
 - Example:** class invariants and class methods
- loop invariant:** assertion supposed to be true before and after each iteration of the loop
- iteration of a loop:** one execution of its body

Assertions versus Asserts

- Assertions prevent bugs** # x is the sum of 1..n
 - Help you keep track of what you are doing
- Also **track down bugs**
 - Make it easier to check belief/code mismatches
- The **assert** statement is a (type of) assertion
 - One you are **enforcing**
 - Cannot always convert a comment to an assert



Preconditions & Postconditions

precondition

```
# x = sum of 1..n-1
x = x + n
n = n + 1
# x = sum of 1..n-1
```

postcondition

1 2 3 4 5 6 7 8

x contains the sum of these (6)

1 2 3 4 5 6 7 8

x contains the sum of these (10)

Relationship Between Two

If precondition is true, then postcondition will be true

- Precondition:** assertion placed before a segment
- Postcondition:** assertion placed after a segment

Solving a Problem

precondition

```
# x = sum of 1..n
n = n + 1
# x = sum of 1..n
```

postcondition

What statement do you put here to make the postcondition true?

A: x = x + 1
 B: x = x + n
 C: x = x + n+1
 D: None of the above
 E: I don't know

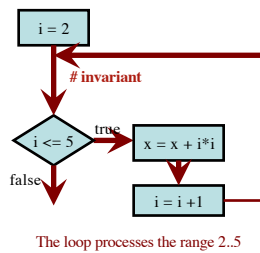
Invariants: Assertions That Do Not Change

- Loop Invariant:** an assertion that is true before and after each iteration (execution of repetend)

```
x = 0; i = 2
while i <= 5:
    x = x + i*i
    i = i + 1
# x = sum of squares of 2..5
```

Invariant:
 x = sum of squares of 2..i-1

in terms of the range of integers that have been processed so far



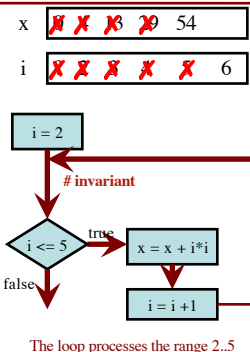
The loop processes the range 2..5

Invariants: Assertions That Do Not Change

```
x = 0; i = 2
# Inv: x = sum of squares of 2..i-1
while i <= 5:
    x = x + i*i
    i = i + 1
# Post: x = sum of squares of 2..5
```

Integers that have been processed: 2, 3, 4, 5
 Range 2..i-1: 2..5

Invariant was always true just before test of loop condition. So it's true when loop terminates



The loop processes the range 2..5

Designing Integer while-loops

```
# Process integers in a..b
# inv: integers in a..k-1 have been processed
k = a
while k <= b:
  process integer k
  k = k + 1
# post: integers in a..b have been processed
```

Command to do something

Equivalent postcondition

Designing Integer while-loops

1. Recognize that a range of integers b..c has to be processed
2. Write the command and equivalent postcondition
3. Write the basic part of the while-loop
4. Write loop invariant
5. Figure out any initialization
6. Implement the repetend (process k)

```
# Process b..c
Initialize variables (if necessary) to make invariant true
# Invariant: range b..k-1 has been processed
while k <= c:
  # Process k
  k = k + 1
# Postcondition: range b..c has been processed
```

Finding an Invariant

```
# Make b True if n is prime, False otherwise
b = True
k = 2
# invariant: b is True if no int in 2..k-1 divides n, False otherwise
while k < n:
  # Process k;
  if n % k == 0:
    b = False
  k = k + 1
# b is True if no int in 2..n-1 divides n, False otherwise
```

Command to do something

Equivalent postcondition

What is the invariant? 1 2 3 ... k-1 k k+1 ... n

Finding an Invariant

```
# set x to # adjacent equal pairs in s
for s = 'ebeee', x = 2

while k < len(s):
  # Process k
  k = k + 1
# x = # adjacent equal pairs in s[0..len(s)-1]
```

Command to do something

Equivalent postcondition

k: next integer to process.
Which have been processed?

A: 0..k
B: 1..k
C: 0..k-1
D: 1..k-1
E: I don't know

Finding an Invariant

```
# set x to # adjacent equal pairs in s
x = 0
for s = 'ebeee', x = 2

# inv: x = # adjacent equal pairs in s[0..k-1]
while k < len(s):
  # Process k
  k = k + 1
# x = # adjacent equal pairs in s[0..len(s)-1]
```

Command to do something

Equivalent postcondition

k: next integer to process.
What is initialization for k?

A: k = 0
B: k = 1
C: k = -1
D: I don't know

Reason carefully about initialization

```
# s is a string; len(s) >= 1
# Set c to largest element in s
c = ??
while k < len(s):
  # Process k
  k = k + 1
# c = largest char in s[0..len(s)-1]
```

Command to do something

Equivalent postcondition

1. What is the invariant?
2. How do we initialize c and k?

A: k = 0; c = s[0]
B: k = 1; c = s[0]
C: k = 1; c = s[1]
D: k = 0; c = s[1]
E: None of the above