

### Processing Lists: builtins

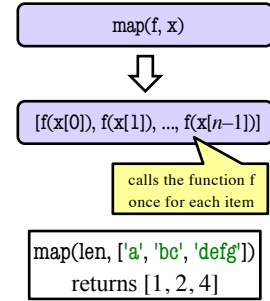
- `sum(x)` adds up all the elements in the list `x`
  - They must all be numbers!
- `min(x)` or `max(x)` find the min/max value in list `x`
  - They use the same ordering as `sort()`
- `range(a,b,c)` produces `[a,a+c,a+2*c,...,a+c*((b-a)/c)]`
  - Starts at `a`, increases by `c` each time, until `b` (or less)
  - The argument `c` is optional; `c = 1` by default
- `list(x)` converts `x` (such as a string) to a list
  - Example: `list('mimsy')` produces `['m', 'i', 'm', 's', 'y']`

### The Map Function

- `map(function, (list))`
  - Function has to have exactly **1 parameter**
  - Otherwise, get an error
  - Returns a new list
- Does the same thing as `def map(f,x):`

```

result = [] # empty list
for y in x:
    result.append(f(y))
return result
    
```



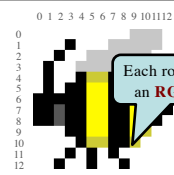
### Two Dimensional Lists

Table of Data

	0	1	2	3
0	5	4	7	3
1	4	8	9	7
2	5	1	2	3
3	4	1	2	9
4	6	7	8	0

Each row, col has a value

Images



Each row, col has an RGB value

Store them as lists of lists (**row-major order**)

```
d = [[5,4,7,3],[4,8,9,7],[5,1,2,3],[4,1,2,9],[6,7,8,0]]
```

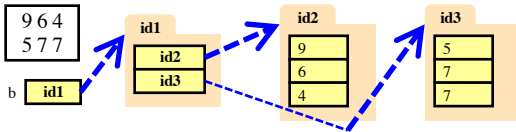
### Overview of Two-Dimensional Lists

- Access value at row 3, col 2: `d[3][2]`
- Assign value at row 3, col 2: `d[3][2] = 8`
- **An odd symmetry**
  - Number of rows of `d`: `len(d)`
  - Number of cols in row `r` of `d`: `len(d[r])`

	0	1	2	3
d[0]	5	4	7	3
1	4	8	9	7
2	5	1	2	3
3	4	1	2	9
4	6	7	8	0

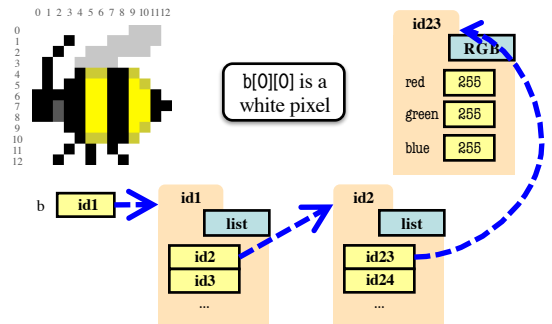
### How Multidimensional Lists are Stored

- `b = [[9, 6, 4], [5, 7, 7]]`



- `b` holds name of a one-dimensional list
  - Has `len(b)` elements
  - Its elements are (the names of) 1D lists
- `b[i]` holds the name of a one-dimensional list (of ints)
  - Has `len(b[i])` elements

### Image Data: 2D Lists of Pixels



### Slices and Multidimensional Lists

- Only "top-level" list is copied.
- Contents of the list are not altered
- $b = [[0, 6], [4, 8], [7, 7]]$

$x = b[:2]$

### Functions and 2D Lists

```
def transpose(table):
    """Returns copy of table with rows and columns swapped
    Precondition: table is a (non-ragged) 2d List"""
    numRows = len(table)
    numcols = len(table[0]) # All rows have same no. cols
    result = [] # Result accumulator
    for m in range(numcols):
        row = [] # Single row accumulator
        for n in range(numRows):
            row.append(table[n][m]) # Build up row
        result.append(row) # Add result to table
    return result
```

### Dictionaries (Type dict)

Description	Python Syntax
<ul style="list-style-type: none"> <li>List of <b>key-value</b> pairs                             <ul style="list-style-type: none"> <li>Keys are unique</li> <li>Values need not be</li> </ul> </li> <li>Example: net-ids                             <ul style="list-style-type: none"> <li>net-ids are <b>unique</b> (a key)</li> <li>names need not be (values)</li> <li>js1 is John Smith (class '13)</li> <li>js2 is John Smith (class '16)</li> </ul> </li> <li>Many other applications</li> </ul>	<ul style="list-style-type: none"> <li>Create with format: <math>\{k1:v1, k2:v2, \dots\}</math></li> <li>Keys must be non-mutable                             <ul style="list-style-type: none"> <li>ints, floats, bools, strings</li> <li><b>Not</b> lists or custom objects</li> </ul> </li> <li>Values can be anything</li> <li>Example:                             <pre>d = {'js1': 'John Smith',               'js2': 'John Smith',               'wmw2': 'Walker White'}</pre> </li> </ul>

### Using Dictionaries (Type dict)

- Access elts. like a list
  - $d['js1']$  evaluates to 'John'
  - But cannot slice ranges!
- Dictionaries are **mutable**
  - Can **reassign values**
  - $d['js1'] = 'Jane'$
  - Can add new keys
  - $d['aa1'] = 'Allen'$
  - Can delete keys
  - $del d['wmw2']$

Key-Value order in folder is not important

### Using Dictionaries (Type dict)

- Access elts. like a list
  - $d['js1']$  evaluates to 'John'
  - But cannot slice ranges!
- Dictionaries are **mutable**
  - Can **reassign values**
  - $d['js1'] = 'Jane'$
  - Can add new keys
  - $d['aa1'] = 'Allen'$
  - Can delete keys
  - $del d['wmw2']$

Deleting key deletes both

### Dictionaries and For-Loops

- Dictionaries != sequences
  - Cannot slice them
- Different** inside for loop
  - Loop variable gets the key
  - Then use key to get value
- Has **methods** to **convert** dictionary to a sequence
  - Seq of keys: `d.keys()`
  - Seq of values: `d.values()`
  - key-value pairs: `d.items()`

```
for k in d:
    # Loops over keys
    print k # key
    print d[k] # value

# To loop over values only
for v in d.values():
    print v # value
```

See grades.py