


CS4450

Computer Networks: Architecture and Protocols

Lecture 21 Host Network Stack

Midhul Vuppalapati



Goals for today's lecture

- **Deep dive into Host Network Stack**
 - Detailed overview of its functionality
 - Architecture of the Linux Network Stack
 - Overheads of network stack processing
 - Common optimizations used to minimize overheads

Recap: Sockets and Ports

- When a process wants access to the network, it opens a socket, which is associated with a port
- **Socket:** an OS mechanism that connects processes to the network stack
- **Port:** number that identifies that particular socket
 - used by the OS to direct incoming packets
- Sender/destination addresses/names established before creating a socket

Recap: End-to-end story

- Application opens a socket that allows it to connect to the network stack
- Maps name of the web site to its address using DNS
- The network stack at the source embeds the address and port for both the source and the destination in packet header
- Each router constructs a routing table using a distributed algorithm
- Each router uses destination address in the packet header to look up the outgoing link in the routing table
 - And when the link is free, forwards the packet
- When a packet arrives the destination:
 - The network stack at the destination uses the port to forward the packet to the right application

Recap: Four fundamental problems

- **Naming, addressing:** Locating the destination
- **Routing:** Finding a path to the destination
- **Forwarding:** Sending data to the destination
- **Reliability:** Handling failures, packet drops, etc.

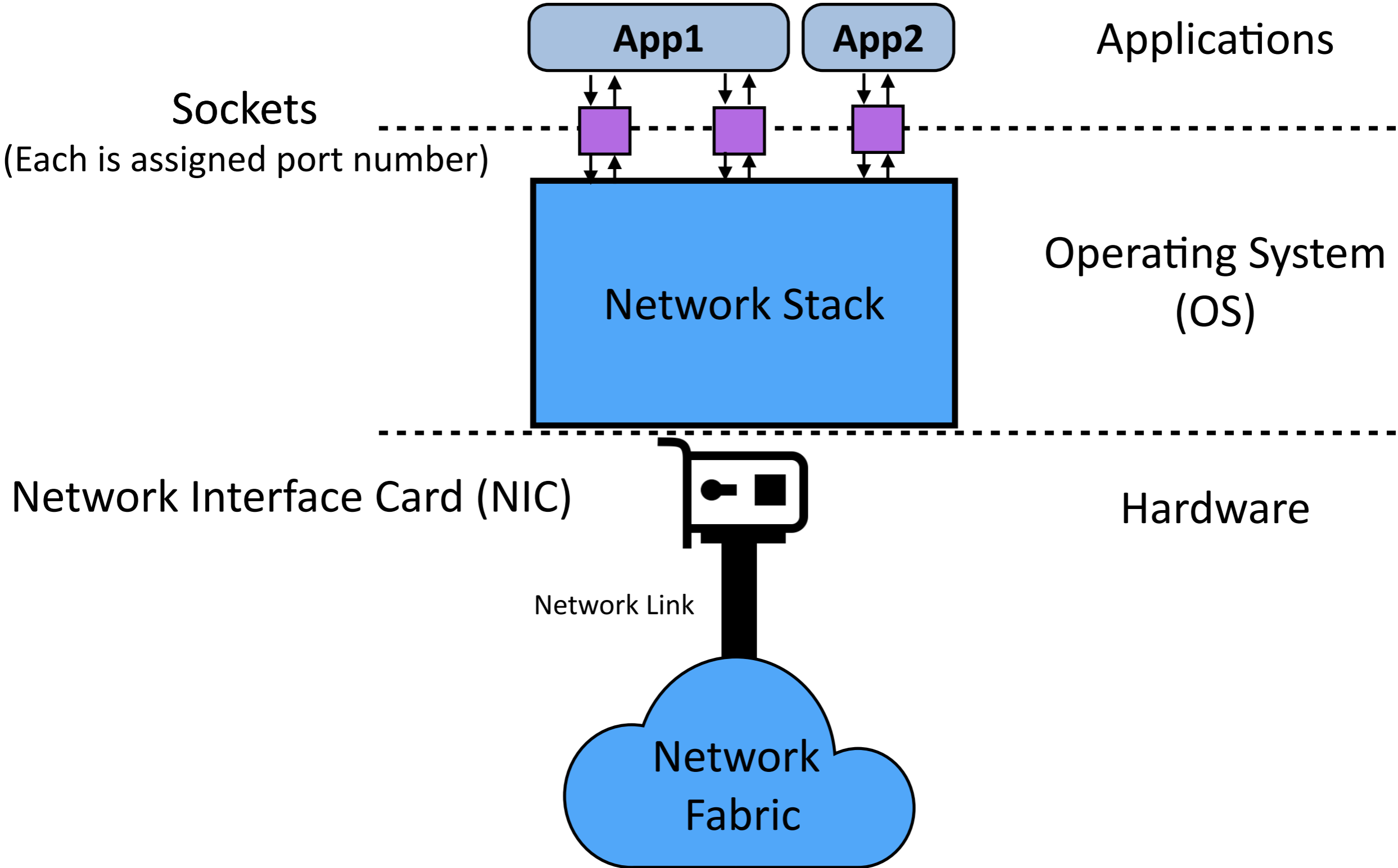
Four fundamental problems — Role of Network Stack

- **Naming, addressing:** Locating the destination
 - Setting up connection (name resolution, etc.) — low overhead
- **Routing:** Finding a path to the destination
 - Little or nothing
- **Forwarding:** Sending data to the destination
 - Create/insert packet headers — high overhead
 - Move data around based on sockets/ports — high overhead
 - Enable applications to read/write data — very high overheads
- **Reliability:** Handling failures, packet drops, etc.
 - Protocol-level processing — high overhead

Why care about the Host Network Stack?

- Network stack processing consumes CPU resources
- Every CPU cycle consumed by Network Stack
 - is a CPU cycle taken away from Applications
- **Challenge:** Designing an **efficient** Host Network Stack
 - Minimize overheads of Network Stack processing
- Recent Technology Trends (more details in later lecture)
 - Network link bandwidths are growing rapidly (esp. in Datacenters)
 - CPU speeds are not growing
 - **Host network stack is becoming a bottleneck**
 - Even more important to design efficient Host Network Stack

Big picture of a Host



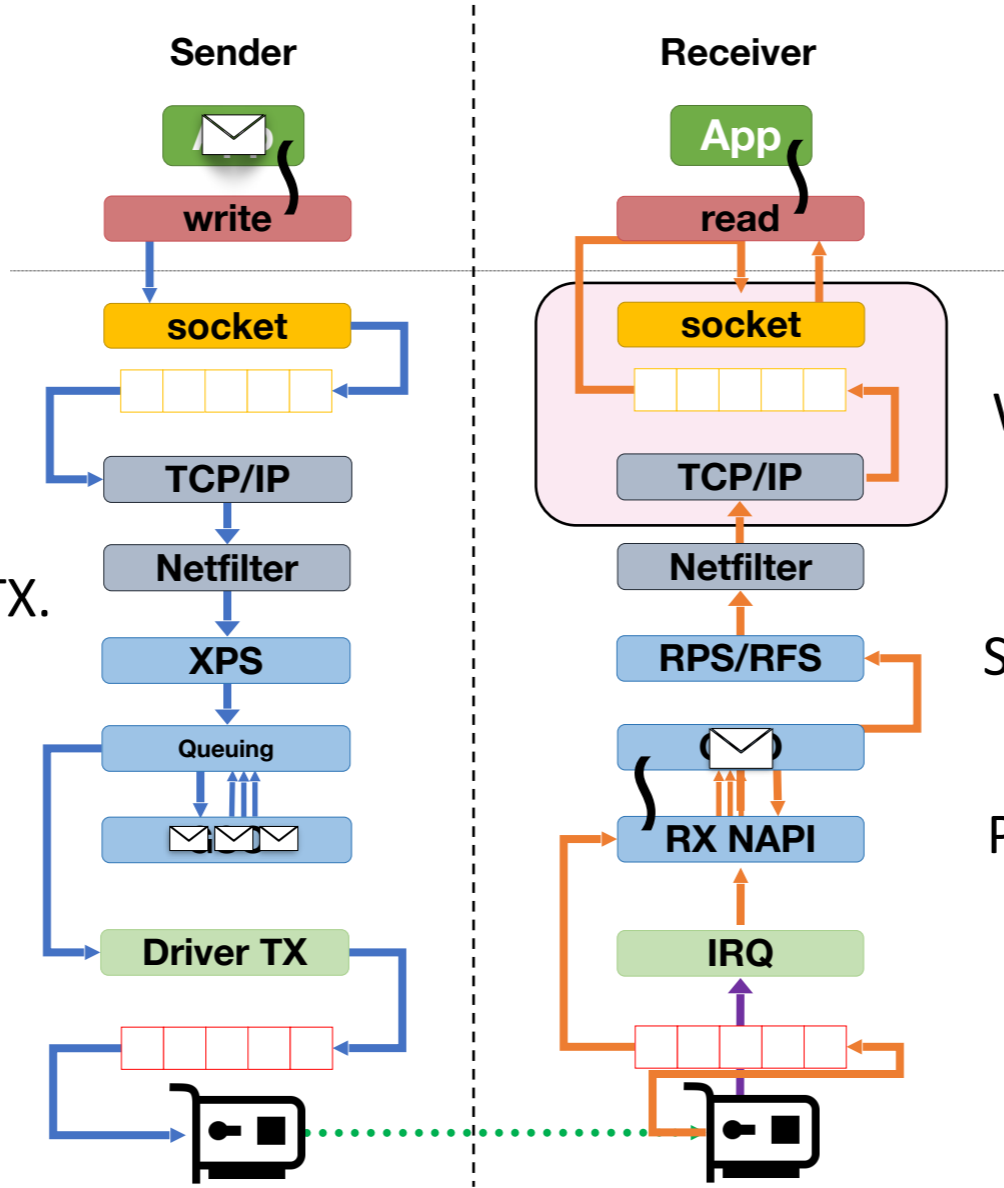
Background: Network Interface Card (NIC)

- Input / Output (I/O) Device that connects Host to the network
- Implements Data Link & Physical Layer functionality
- **Modern NICs expose multiple hardware queues**
 - Transmit (Tx) Queues: for transmitting data over network link
 - Receive (Rx) Queues: for receiving data from network link
- **How do NIC and Network Stack interact with each other?**
 - **Data Transfer: Direct Memory Access (DMA)**
 - NIC reads/write data from/to memory
 - **Signaling:**
 - Network stack signals NIC: Doorbells
 - NIC signals Network Stack: Interrupts (IRQs)

Linux Network Stack

- One of the most widely used Network Stacks today
- Has evolved over multiple decades
- Many different components
- Many different protocols (our focus: TCP/IP)
- **Heads up:** Some of the terminology may seem overwhelming
 - But the key ideas are simple

Network Stack Data Path



Select the Hardware Queue for TX.

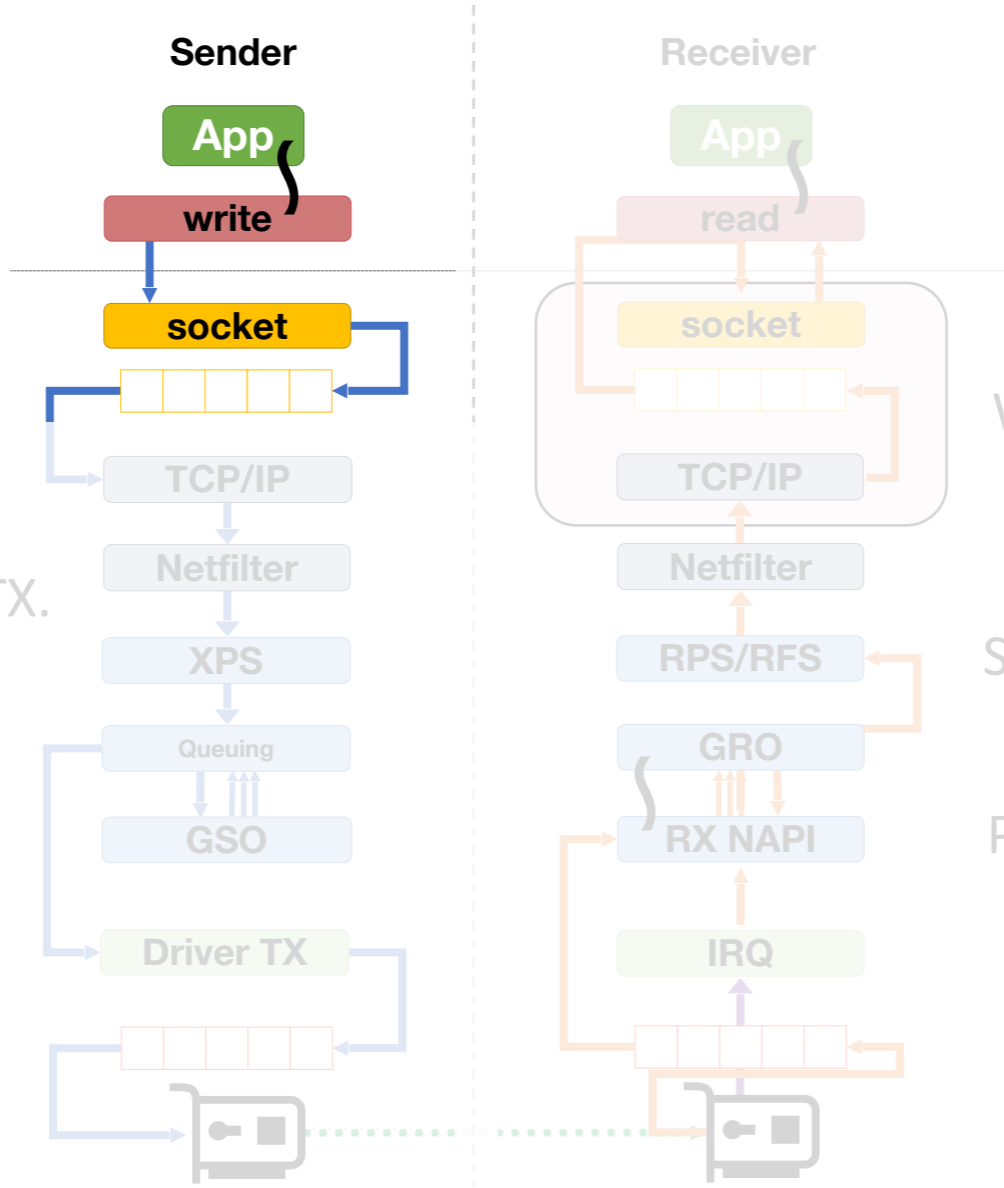
Packet Scheduling.

Wake-up Application Thread.

Select the CPU for TCP/IP Processing.

Poll for RX Packets.

Network Stack Data Path



Wake-up Application Thread.

Select the CPU for TCP/IP Processing.

Poll for RX Packets.

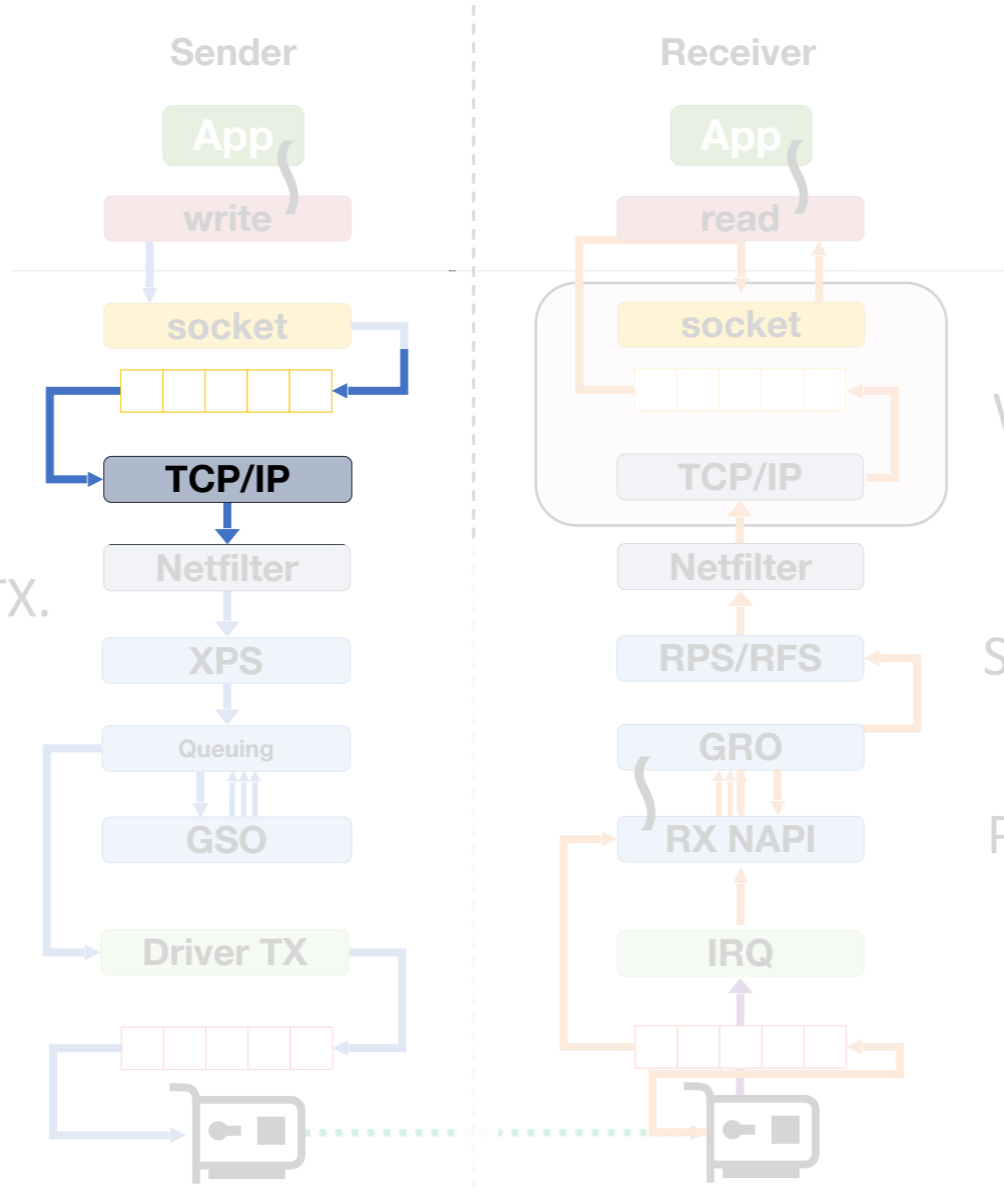
Select the Hardware Queue for TX.

Packet Scheduling.

Write system call

- **Initiates data copy**
 - From the application buffers to OS buffers
- **High CPU overheads**
 - Just moving data around (read from one buffer, write to another buffer)
 - All kinds of caching and page replacement issues come up
- **Packets are constructed at this point**
 - Push data to socket's write queue until the queue is full
 - Block until queue is empty

Network Stack Data Path



Select the Hardware Queue for TX.

Packet Scheduling.

Wake-up Application Thread.

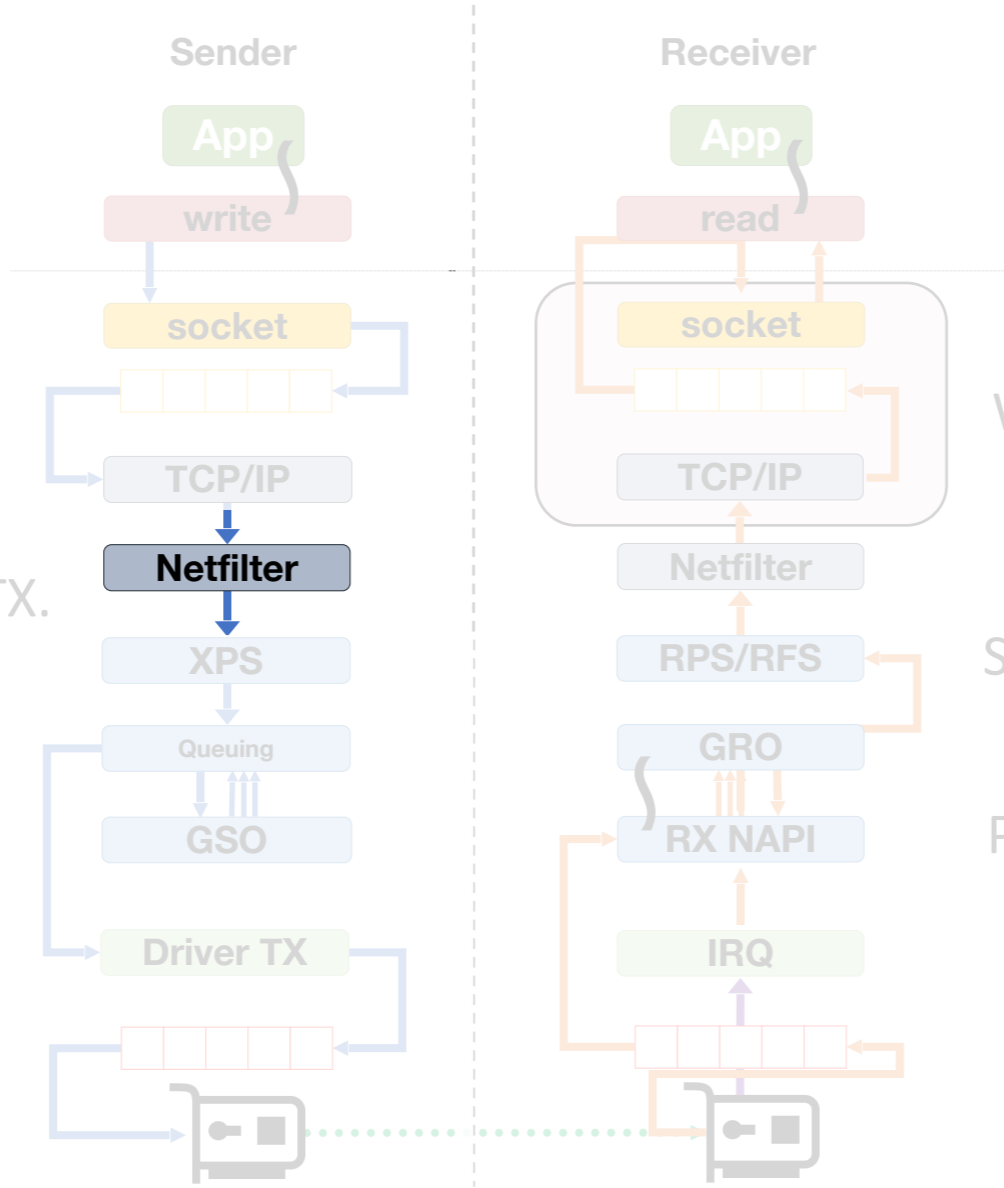
Select the CPU for TCP/IP Processing.

Poll for RX Packets.

TCP/IP processing

- **All reliability-specific operations**
- **If protocol says okay to send data**
 - Pop packets from socket's write queue and push to the next layer
 - Must keep packets, in case the packet gets lost in the network
- **Delete packets once ack-ed by the receiver**
 - A lot of book keeping (could be complicated)

Network Stack Data Path



Wake-up Application Thread.

Select the CPU for TCP/IP Processing.

Poll for RX Packets.

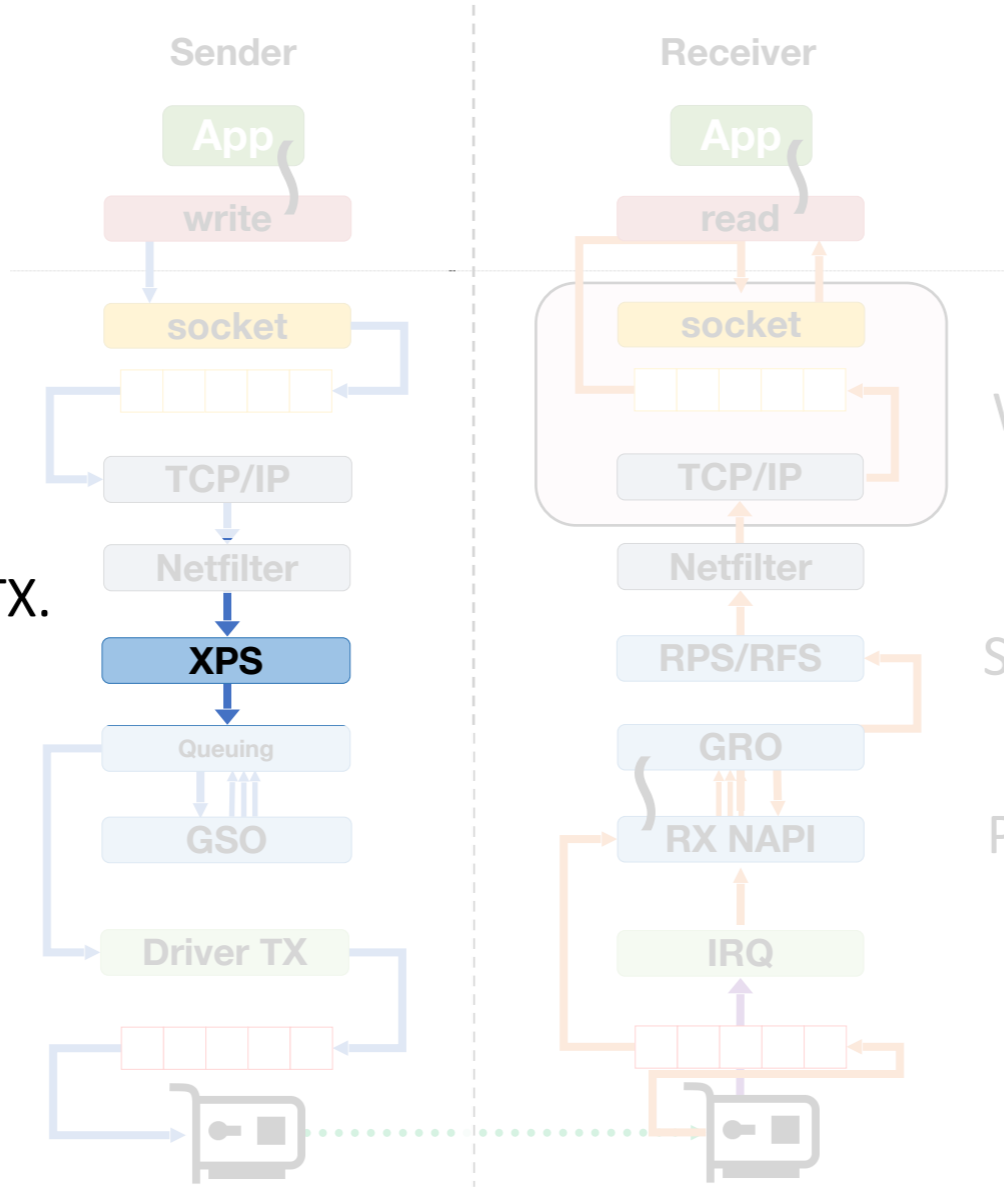
Select the Hardware Queue for TX.

Packet Scheduling.

NetFilter

- **Performs “filtering” of packets**
 - e.g., firewall
- **Network address/port translation**
 - E.g., when one wants to hide sender port/addresses from other servers
- In Linux, iptable and nftable commands are used for filtering
 - Lightweight

Network Stack Data Path



Select the Hardware Queue for TX.

Packet Scheduling.

Wake-up Application Thread.

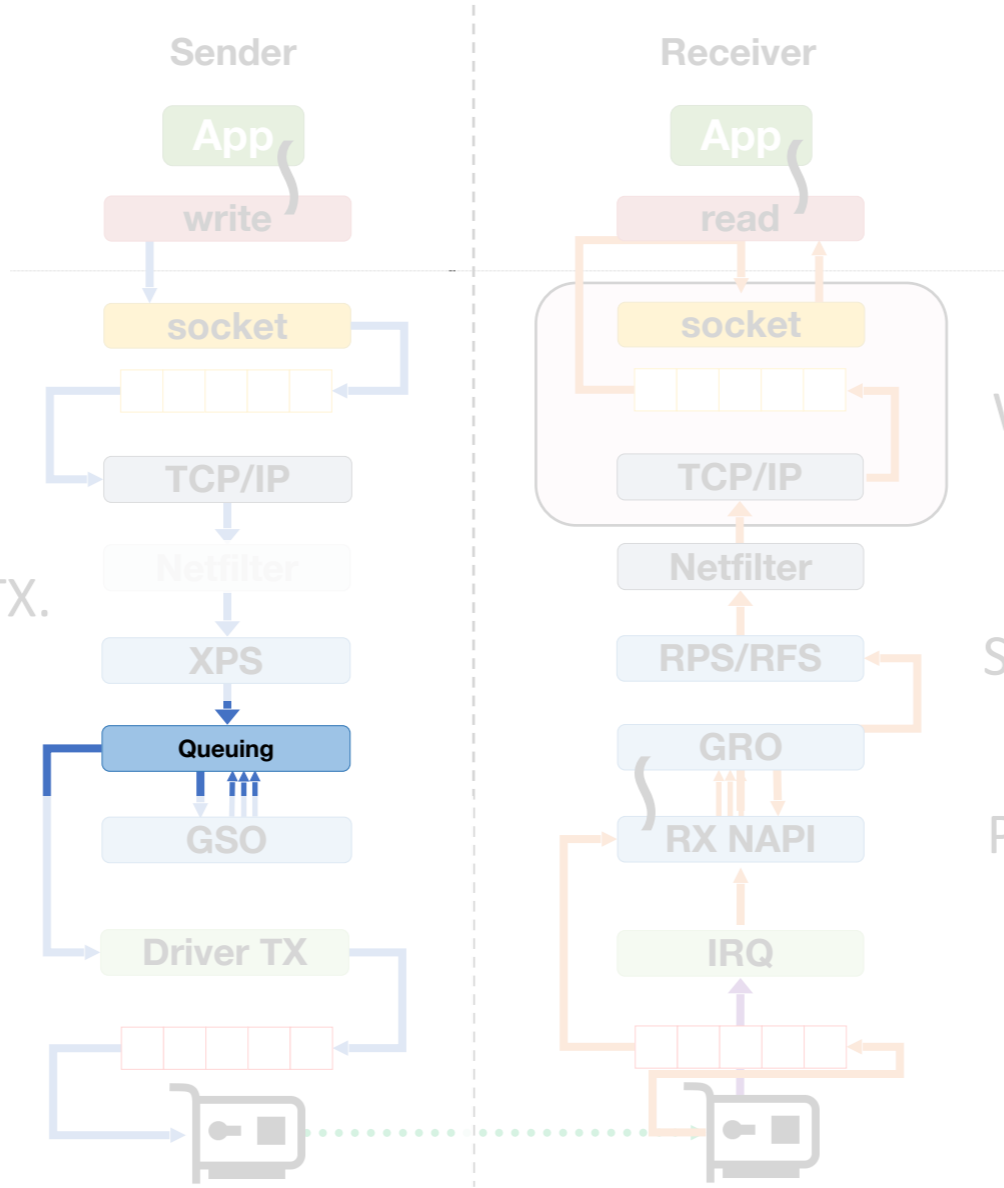
Select the CPU for TCP/IP Processing.

Poll for RX Packets.

XPS

- **NIC has multiple Transmit (TX) Queues**
- **To which queue should one forward packets from a particular socket?**
 - How should the mapping work?
 - All sockets forward to one queue?
 - Each socket is assigned its own queue?
 - If many-to-many mapping, how to map sockets to queues?
- Linux XPS layer is used to define/perform this mapping
 - Usually maps all sockets running on the same core to the same NIC queue
 - But can define any mapping

Network Stack Data Path



Select the Hardware Queue for TX.

Packet Scheduling.

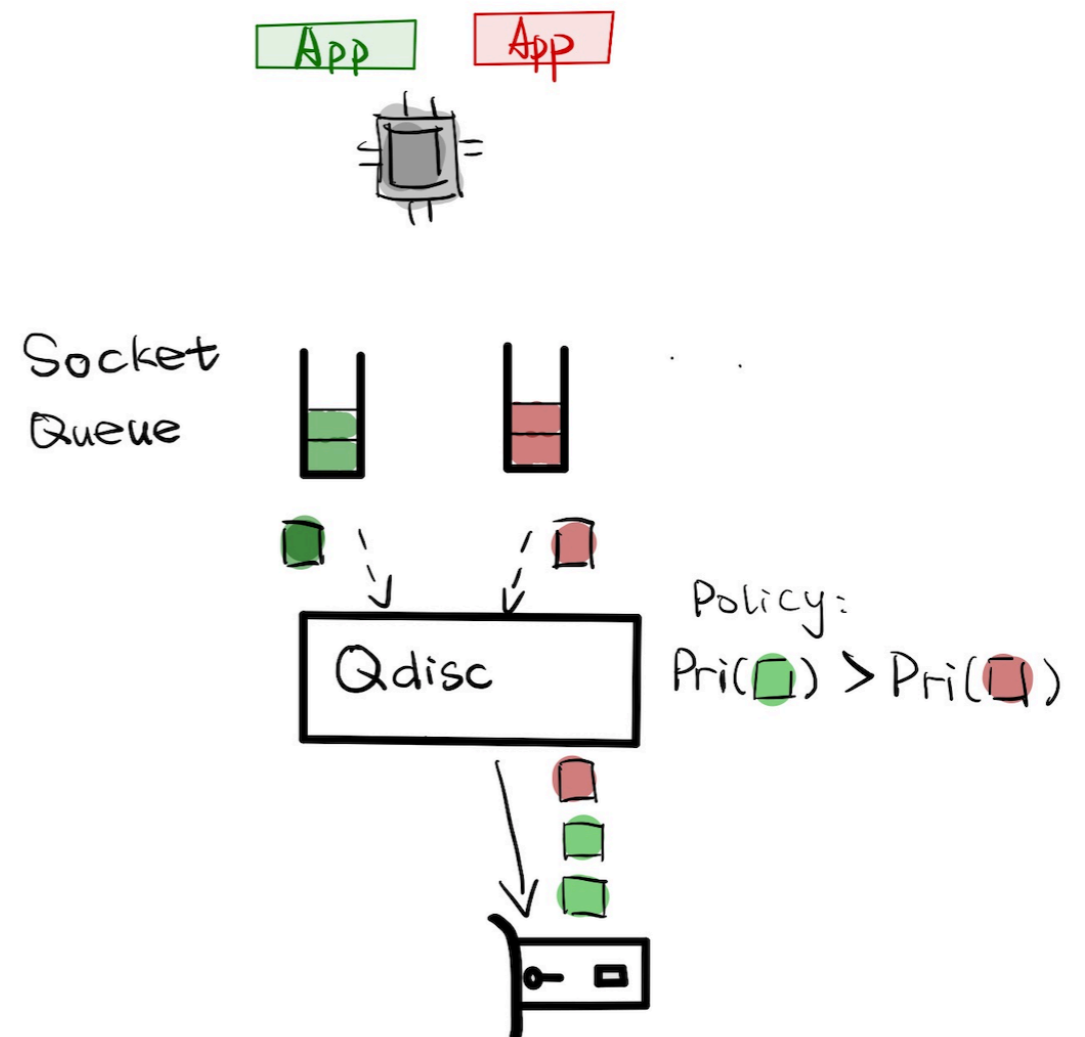
Wake-up Application Thread.

Select the CPU for TCP/IP Processing.

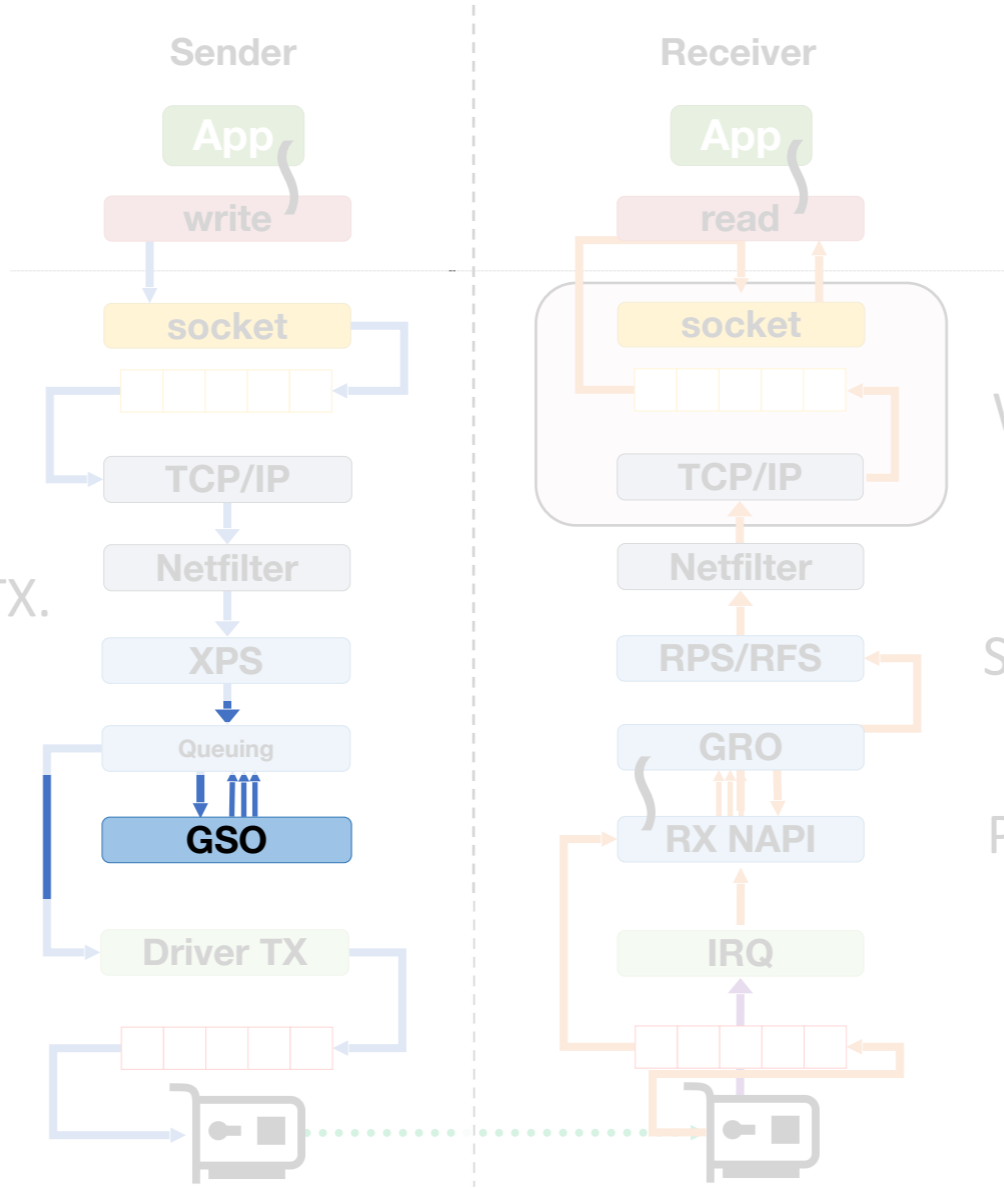
Poll for RX Packets.

Queueing Discipline

- Performs “traffic shaping” and packet scheduling
 - **Shaping:** how much bandwidth to give to each socket
 - **Scheduling:** among sockets mapped to a queue, which packet to choose next?
 - **Performed on a per NIC queue basis**
- Each transmit queue has its own queueing discipline (qdisc) in the OS
 - In Linux, **tc** command is used for managing qdisc



Network Stack Data Path



Select the Hardware Queue for TX.

Packet Scheduling.

Wake-up Application Thread.

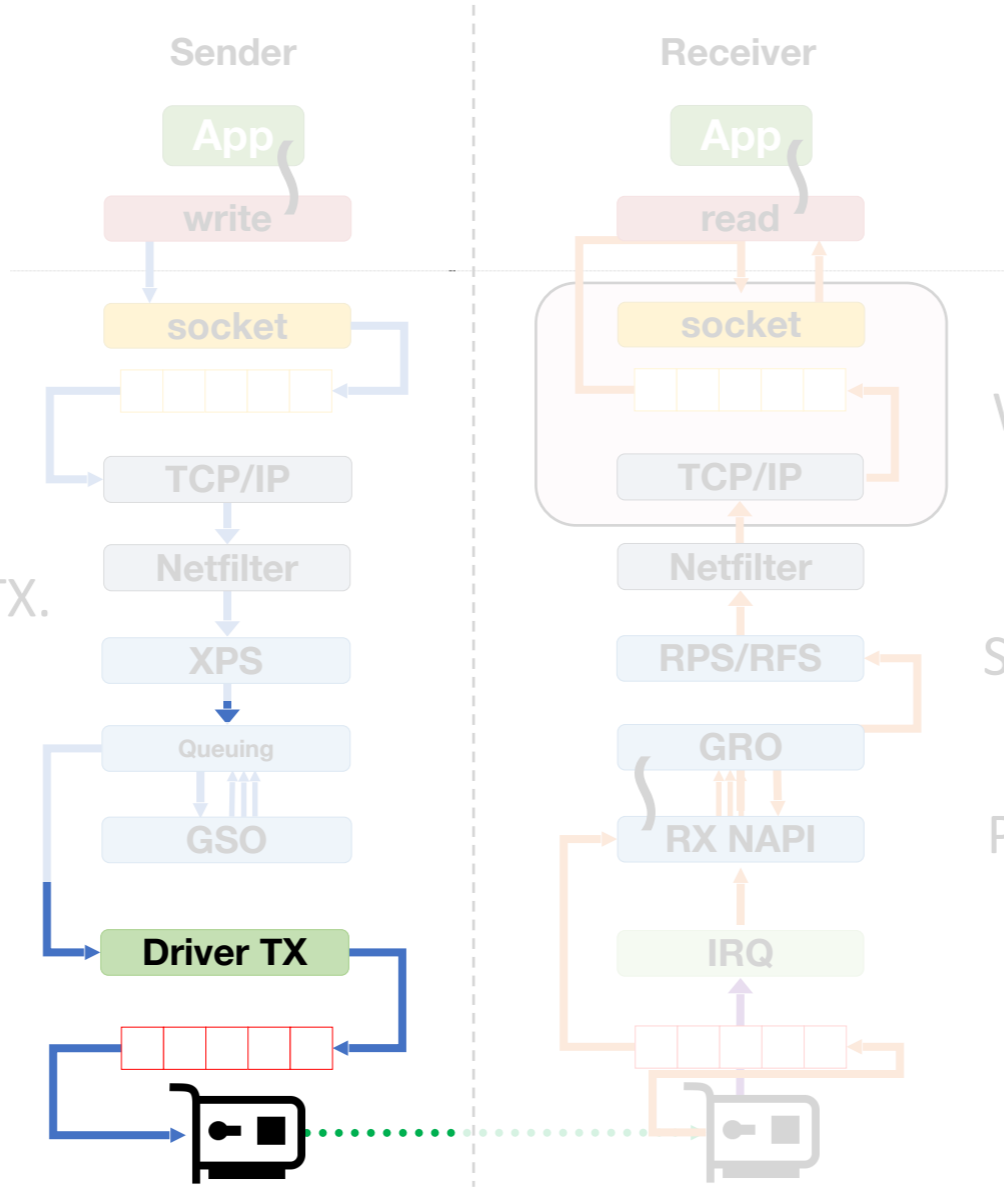
Select the CPU for TCP/IP Processing.

Poll for RX Packets.

Segmentation

- **Traditionally, data processed and transmitted at 1500byte granularity**
 - But, if the application has a lot of data to send
 - Many of the previous processing steps will be similar for all packets
 - Individual processing unnecessarily wastes CPU cycles
 - High packet processing overheads
- **General Segmentation Offload (GSO)**
 - Software-based solution to batch packet processing
 - But packets transmitted at 1500byte granularity
 - Thus, once processed by the OS, we must “segment” packets before transmission
- GSO saves cycles for packet processing using batches of packets (~64KB)
 - But has overheads (implemented in software, after all): perform segmentation
- TCP Segmentation offload (TSO)
 - Always perform packet processing in batches in the OS
 - Offload segmentation of packet batches to the hardware
 - Most NICs support TSO

Network Stack Data Path



Select the Hardware Queue for TX.

Packet Scheduling.

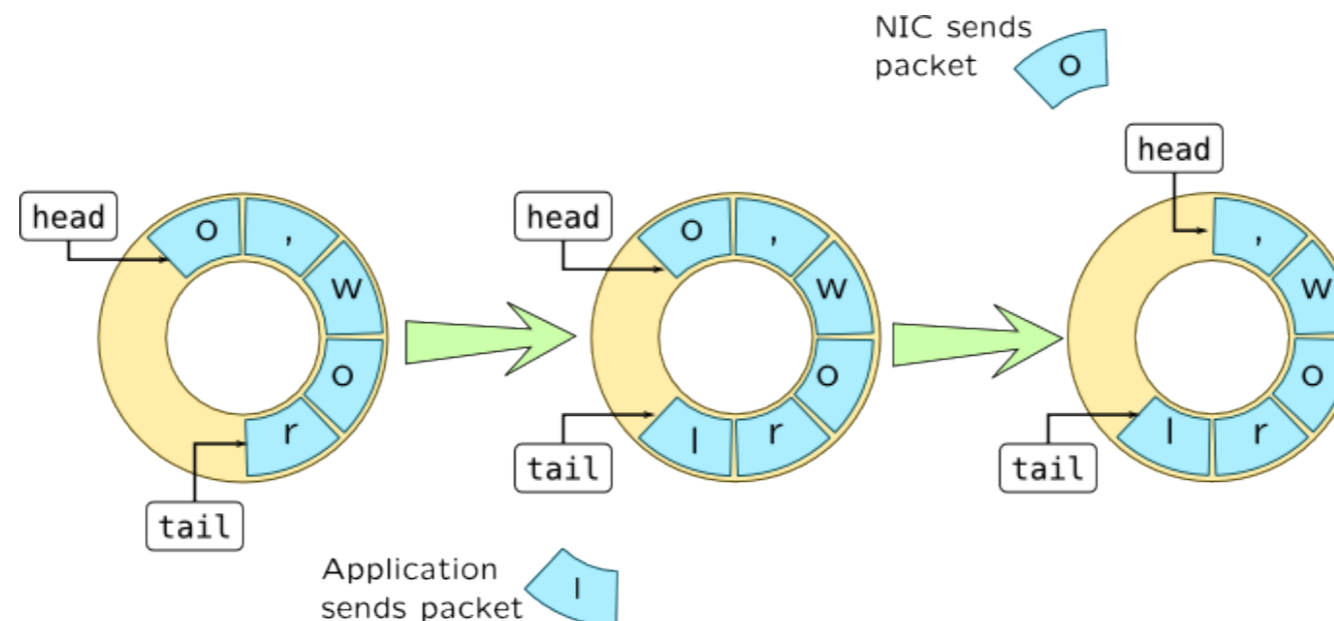
Wake-up Application Thread.

Select the CPU for TCP/IP Processing.

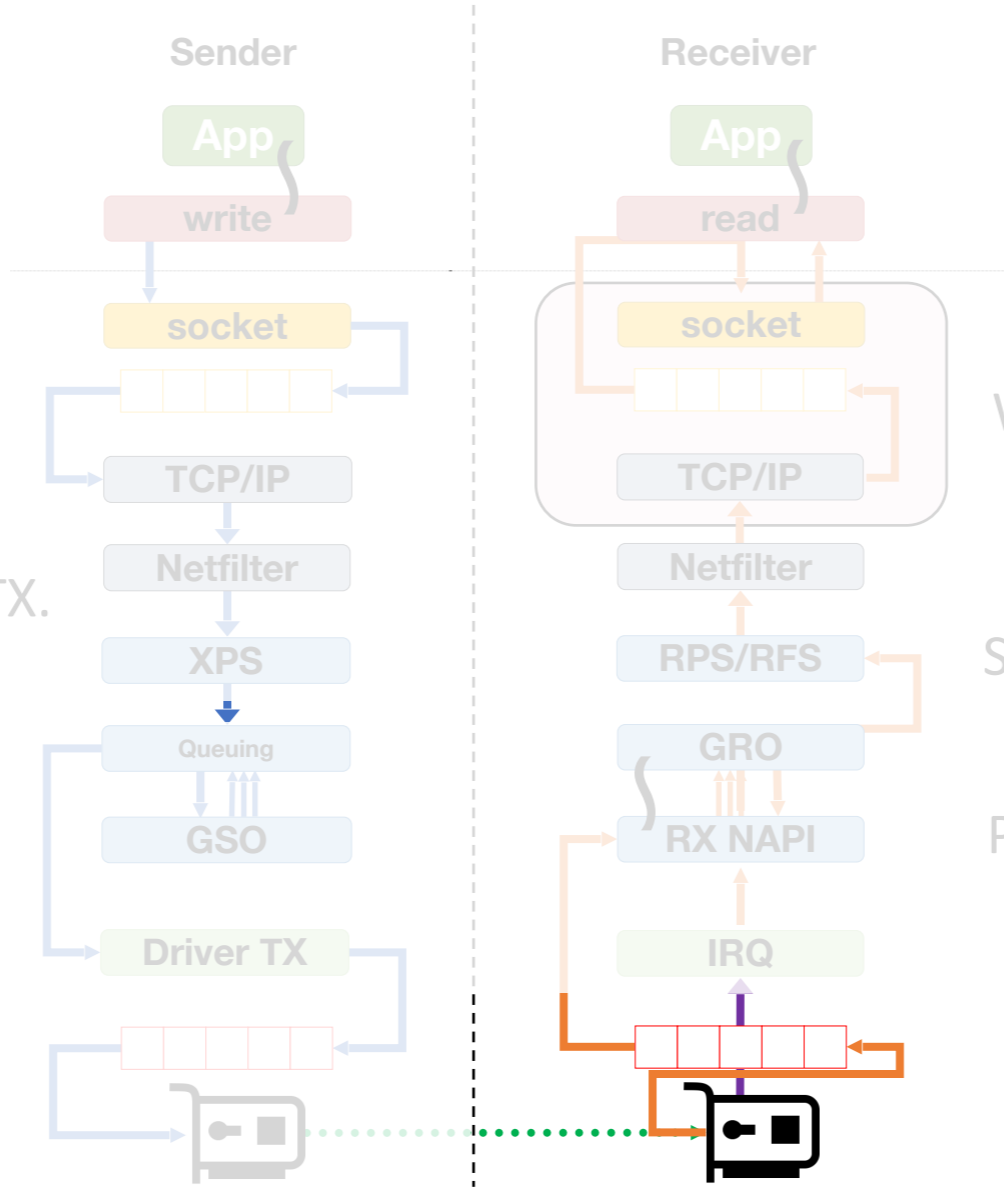
Poll for RX Packets.

Driver Tx

- **Manage “shared memory” between the NIC and OS**
 - Shared memory region: a ring (circular) buffer (per NIC TX queue)
 - Each element in the buffer referred to as a “packet descriptor”
 - Memory address where data for a particular packet is present
- **Operations:**
 - Write data into one of the descriptors
 - Signal to the NIC that data is ready to be transmitted (ring doorbell)
 - NIC fetches packets from host memory pointed to by the packet descriptor
 - Descriptors re-inserted into the ring buffer once data in a descriptor is transmitted



Network Stack Data Path



Select the Hardware Queue for TX.

Packet Scheduling.

Wake-up Application Thread.

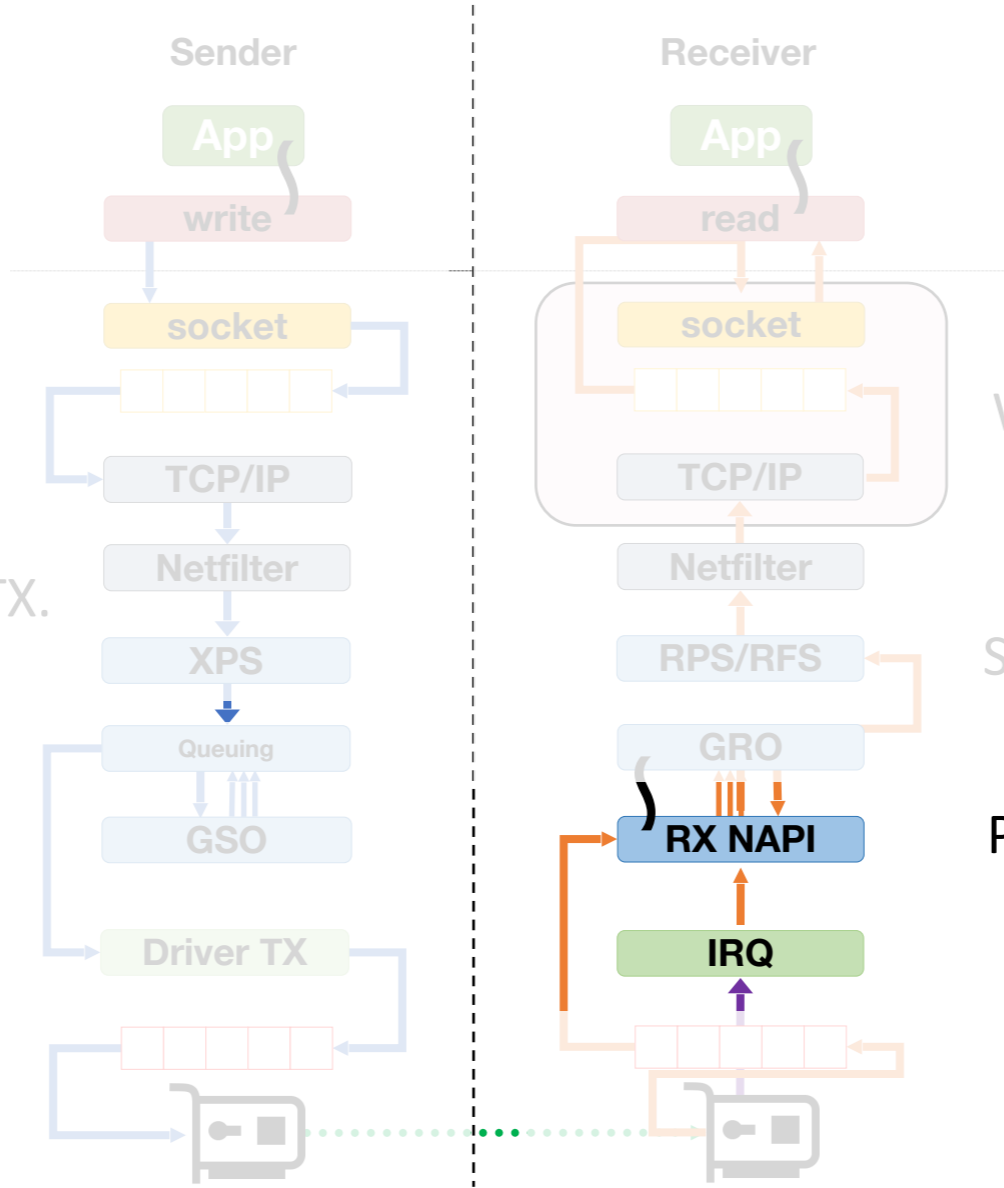
Select the CPU for TCP/IP Processing.

Poll for RX Packets.

Driver Rx

- **NIC maintains multiple Rx ring buffers (one per NIC RX queue)**
- **For each Rx ring buffer, network stack does the following operations:**
 - Allocate empty OS buffers for NIC to do DMA
 - Prepare new descriptors pointing to these OS buffers
 - Push descriptors to the ring buffer
 - Replenish the ring buffer with new descriptors so NIC can continue to do DMA

Network Stack Data Path



Select the Hardware Queue for TX.

Packet Scheduling.

Wake-up Application Thread.

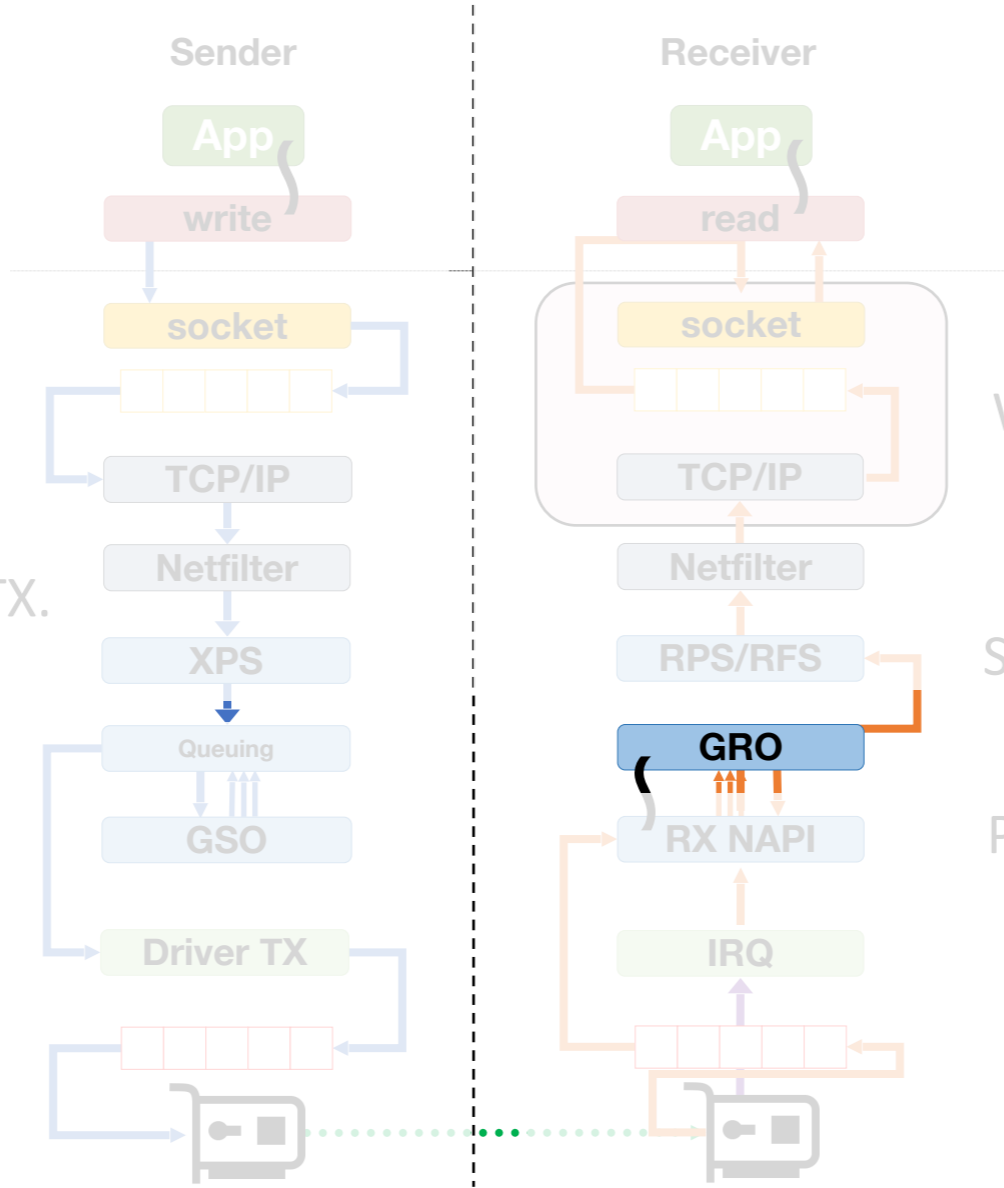
Select the CPU for TCP/IP Processing.

Poll for RX Packets.

IRQ Handling and NAPI

- **Packets are DMA-ed to OS memory buffers (based on descriptors in Rx ring buffer)**
- **NIC triggers interrupt (IRQ) to wake up OS for handling packets**
 - Downside: per-packet interrupts have very high overheads
- **NAPI (new API): disable the interrupt and start the poll loop for handling packets**
 - Reduces # of interrupts => lower overheads
 - Only the first packet triggers an interrupt

Network Stack Data Path



Wake-up Application Thread.

Select the CPU for TCP/IP Processing.

Poll for RX Packets.

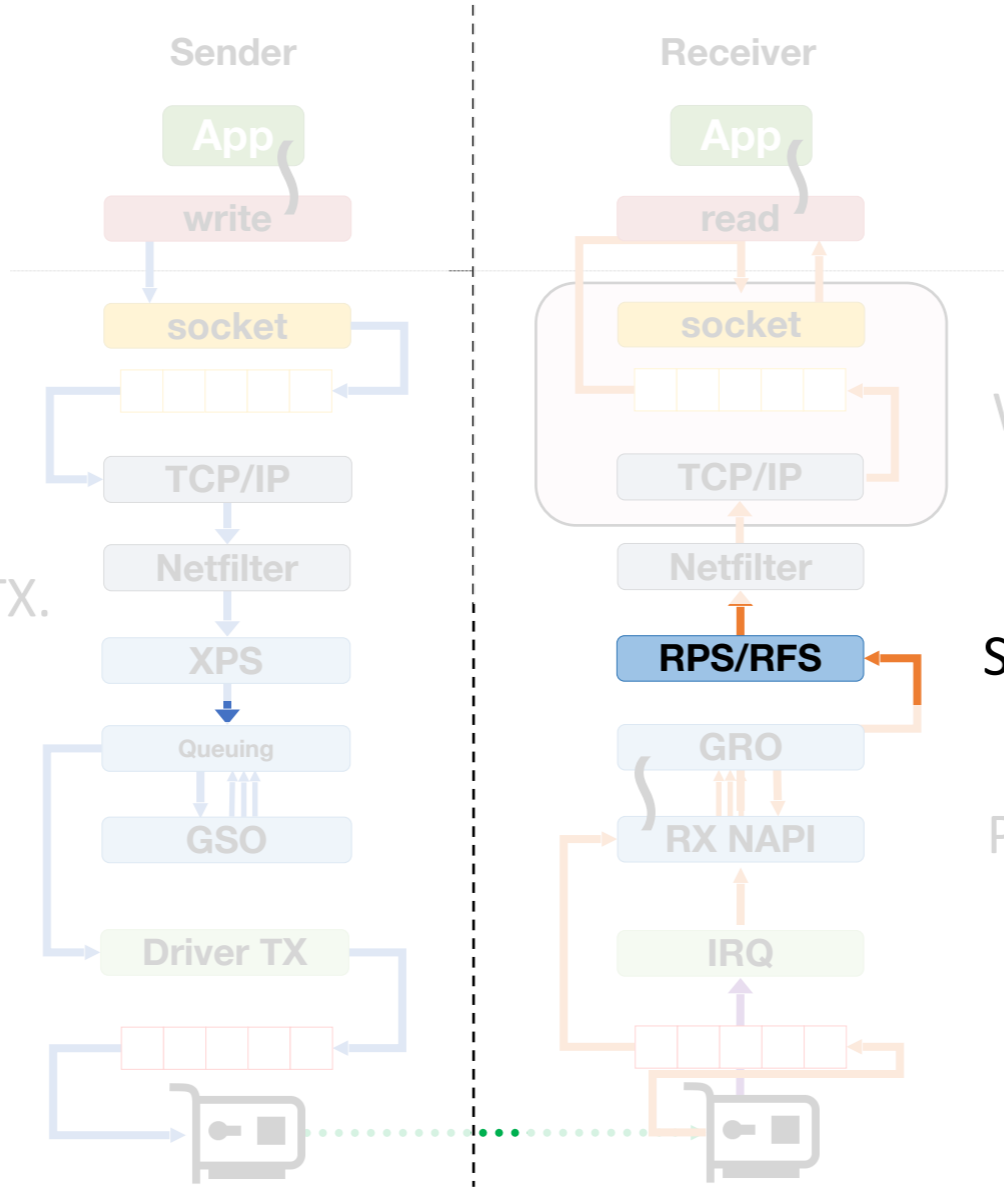
Select the Hardware Queue for TX.

Packet Scheduling.

Generic Receive Offload (GRO)

- **Receiver-side optimization similar to GSO/TSO**
- **Aggregate packets of the same connection before passing it upper layers**
 - Reduces processing overheads of upper layers
 - Aggregation is software-based
 - Cost: Extra CPU overheads (similar to GSO)
- **LRO: Offload GRO to hardware (NIC)**
 - Can get the benefits of GRO without extra CPU overheads
 - Downside: NIC has limited memory to store packets

Network Stack Data Path



Wake-up Application Thread.

Select the CPU for TCP/IP Processing.

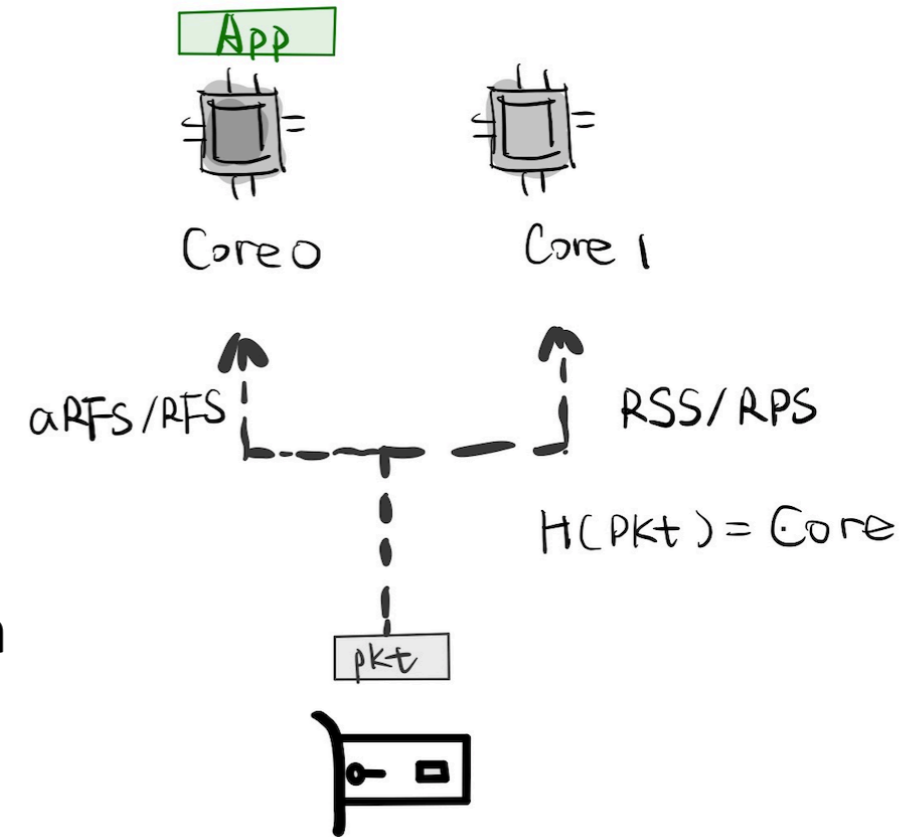
Poll for RX Packets.

Select the Hardware Queue for TX.

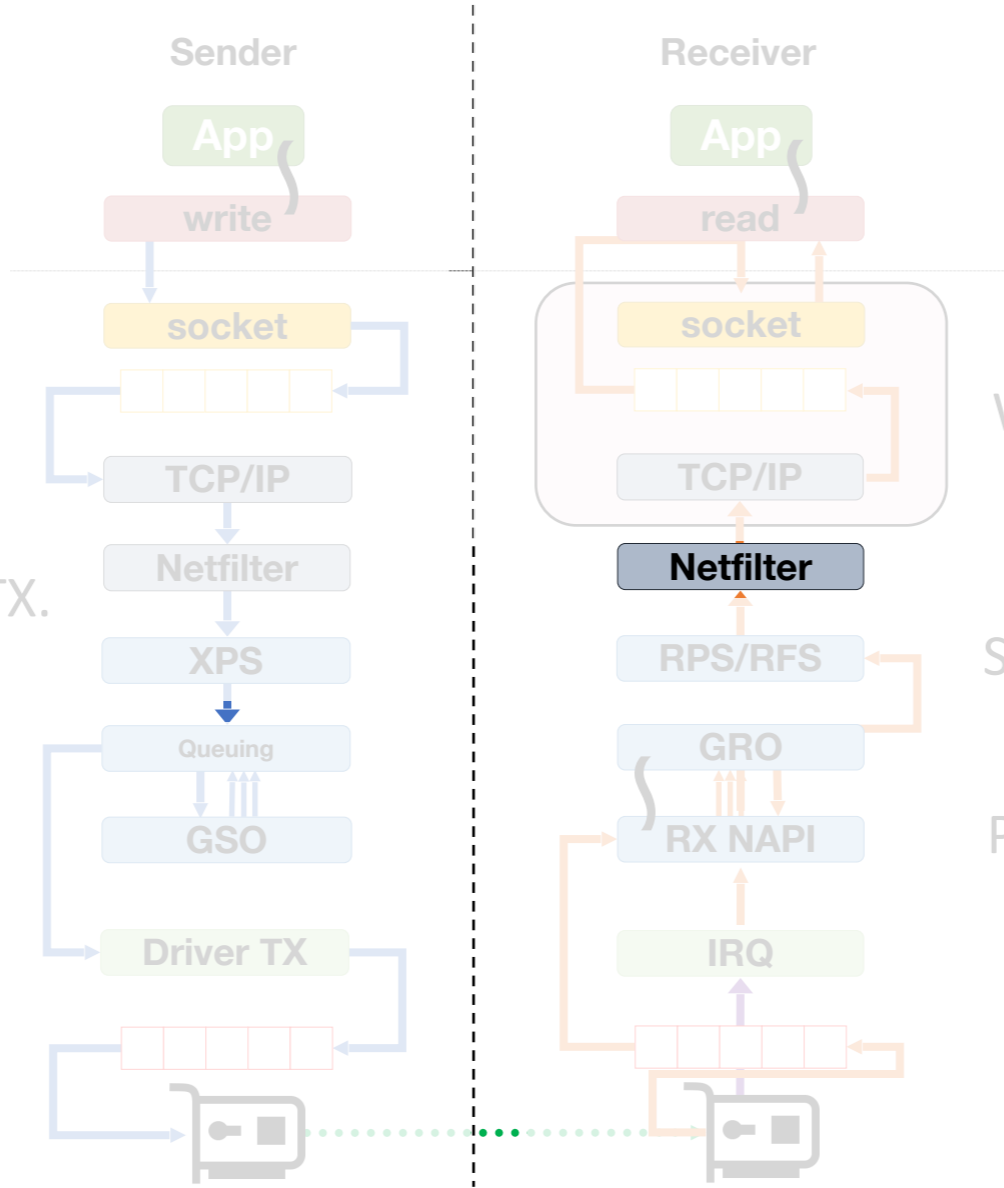
Packet Scheduling.

Packet and flow steering

- Which CPU core should NIC forward packets to?
- **RPS/RSS: Choose CPU core based on hash of packet header**
 - RPS: software-based, RSS: hardware-based
 - Enables scalability via parallelized packet processing
 - Downside: Cache and NUMA issues
- **RFS/aRFS: Choose CPU core based on where the application is running**
 - RFS: software-based, aRFS: hardware-based
 - Benefits: Local cache/memory locality
 - Downside: Poor scalability when # of apps running on same core increases



Network Stack Data Path



Wake-up Application Thread.

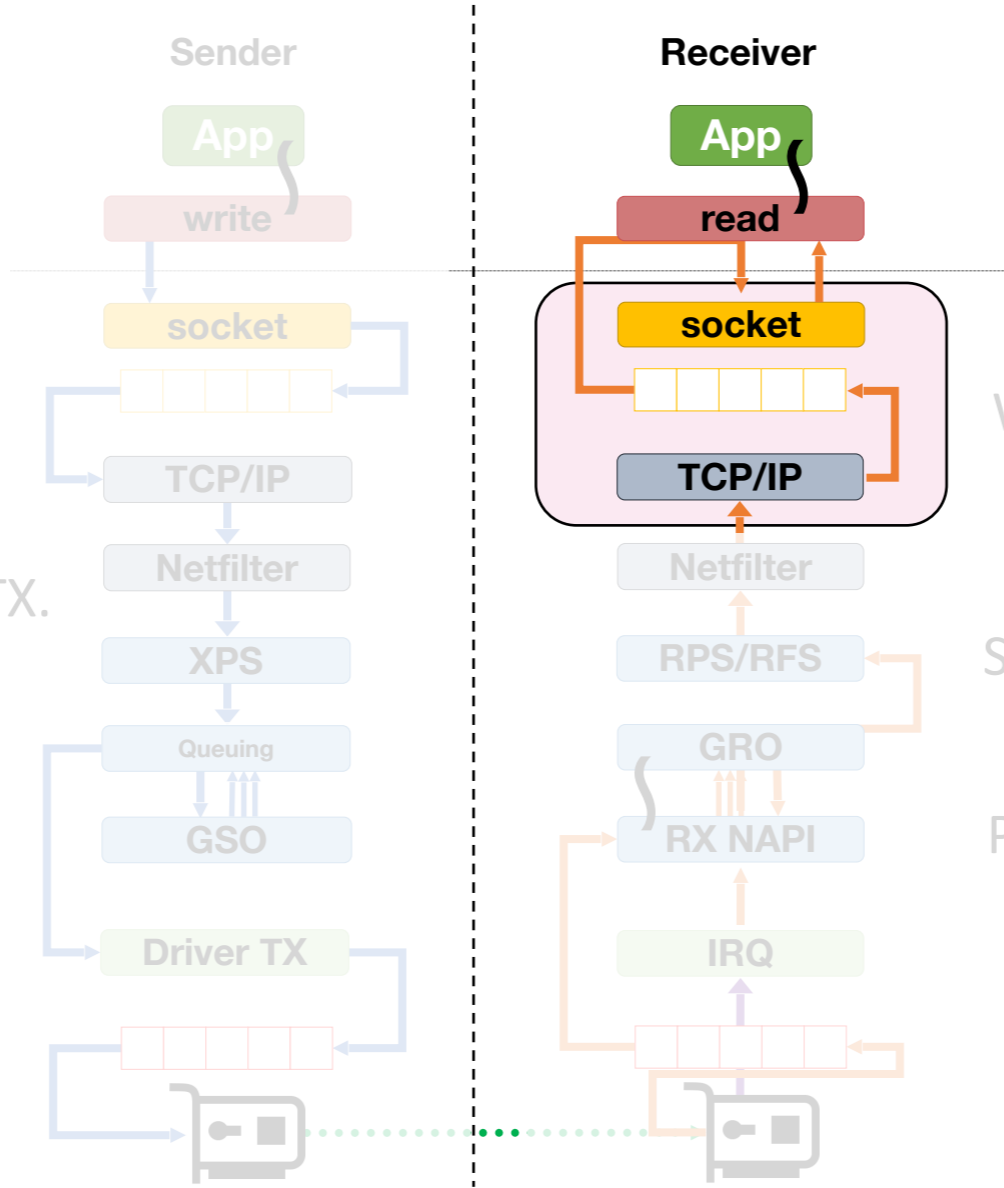
Select the CPU for TCP/IP Processing.

Poll for RX Packets.

Select the Hardware Queue for TX.

Packet Scheduling.

Network Stack Data Path



Select the Hardware Queue for TX.

Packet Scheduling.

Wake-up Application Thread.

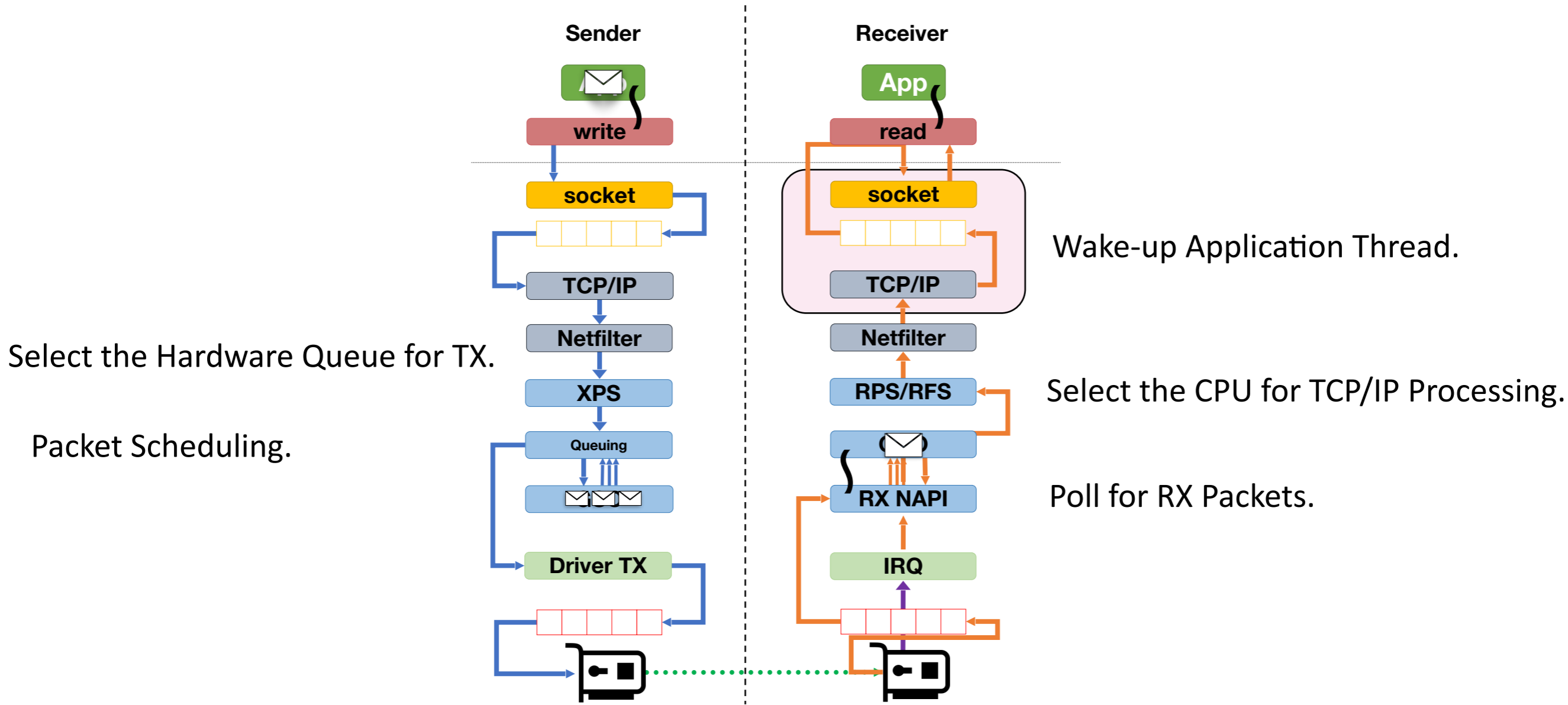
Select the CPU for TCP/IP Processing.

Poll for RX Packets.

TCP/IP and read system call

- **Push packets to socket read queue**
- **Generate and send Acknowledgements (ACKs)**
 - Sender can clear out packets that have been delivered
- **Wake up application thread for copying data to application buffers**
 - Extra CPU scheduling overhead/delay
 - Once woken up, data is copied from OS buffers to application buffers

End-to-end Network Stack Data Path



Questions?